

SPECIFICATIONS

- 1. 4" Plain End inlet/outlets.
- 2. Max flow rate: 75 GPM.
- 3. Liquids Capacity with high outlet: 57 gal.
- 4. Liquids Capacity with low outlet: 14 gal.
- 5. Solids Capacity: 8 gal.
- 6. Screen Perforations: 1/8" diameter.
- 7. Unit weight w/std. covers: 105 lbs.
- 8. Composite cover: 2,000 lbs. capacity.
- 9. Maximum operating temperature: 140°F continuous.

NOTES

- 1. Seamless medium density polyethylene 3/8" wall tank.
- 2. Cover placement allows full access to tank for proper maintenance.
- 3. For on the-floor or buried applications.

INNOVATIONS

- 1. **Removable basket interlocks with inlet:** prevents solids from escaping basket.
- 2. **UNI-FIT™:** basket inserts in one orientation.
- 3. **All-perforated basket:** basket perforations are more than 17 times inlet opening, creating easy flow in the presence of solids, and limiting the chance for a backup.
- 4. **Optional low outlet:** if used, it allows for a temporary water surge (acts as a reservoir), as well as keeps basket dry during maintenance.
- 5. **Movable trap:** sewer gas trap can be field-installed on high or low outlet.

ENGINEER SPECIFICATION GUIDE

Striem Aardvark™ solids interceptor model AA-L shall be lifetime guaranteed and made in the USA. Tank material shall be polyethylene. Interceptor shall have removable, corrosion-resistant filter basket. Interceptor shall be equipped with high and low outlet options, with a movable sewer gas trap to be located on either outlet. Interceptor shall be furnished for above- or below-grade installation. Cover shall be water and gas tight with a minimum 2,000 lbs load capacity. Interceptor shall be certified to IAPMO IGC 167-2011ae2.

OPTIONS

- ☐ 3P - 3" Plain End SCH.40 Inlet / Outlet
- ☐ 3M - 3" Male Thread Inlet / Outlet
- ☐ 4M - 4" Male Thread Inlet / Outlet
- ☐ HDK-2 - High Water Anchor Kit
- ☐ CC24 - Integral Membrane Clamping Collar Kit
- ☐ C24-H - Highway rated bolted composite cover
- ☐ C24-HP - H20 Rated Pickable cast iron cover

TeleGlide RISER OPTIONS

- ☐ SR24 - >3-1/2"-22"
- ☐ LR24 - >22"-37"

Signature of Approval: \_\_\_\_\_


Company: \_\_\_\_\_

Date of Approval: \_\_\_\_\_

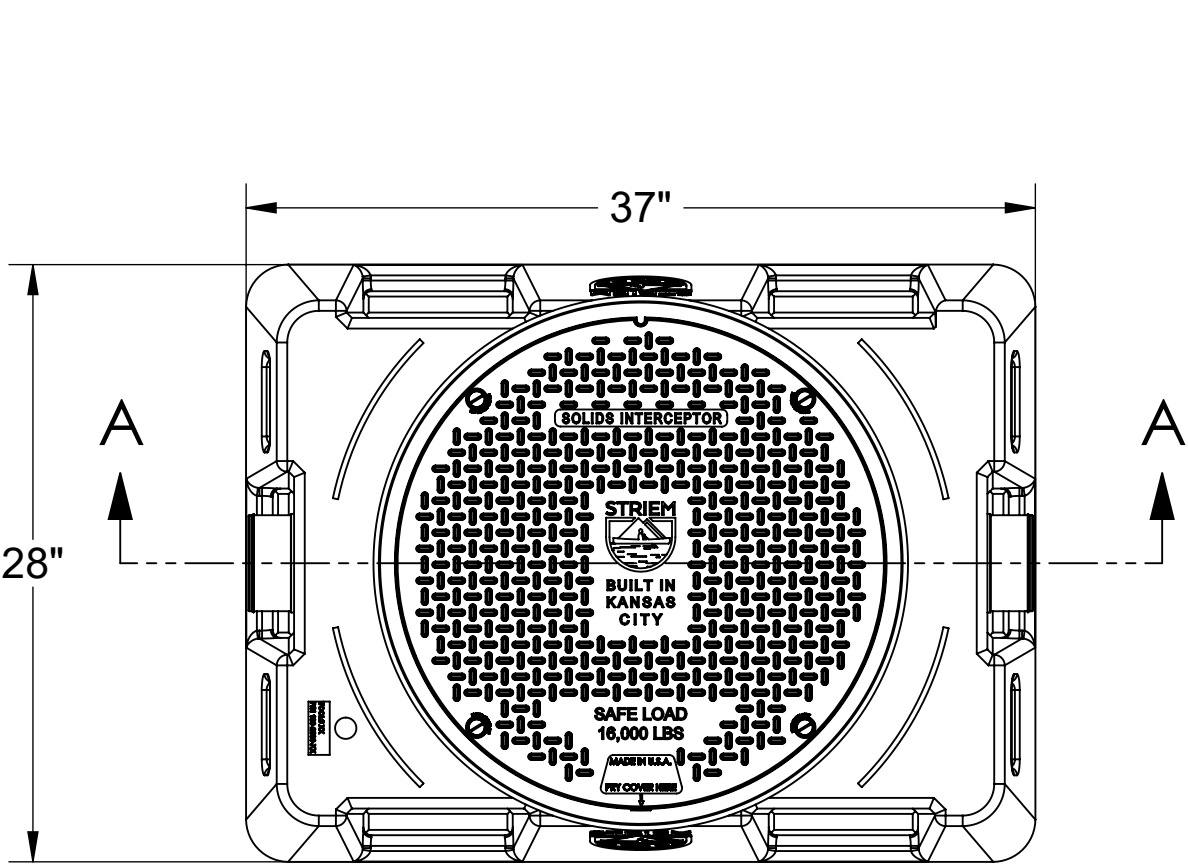
Specifying Engineer: \_\_\_\_\_

Engineering Firm: \_\_\_\_\_

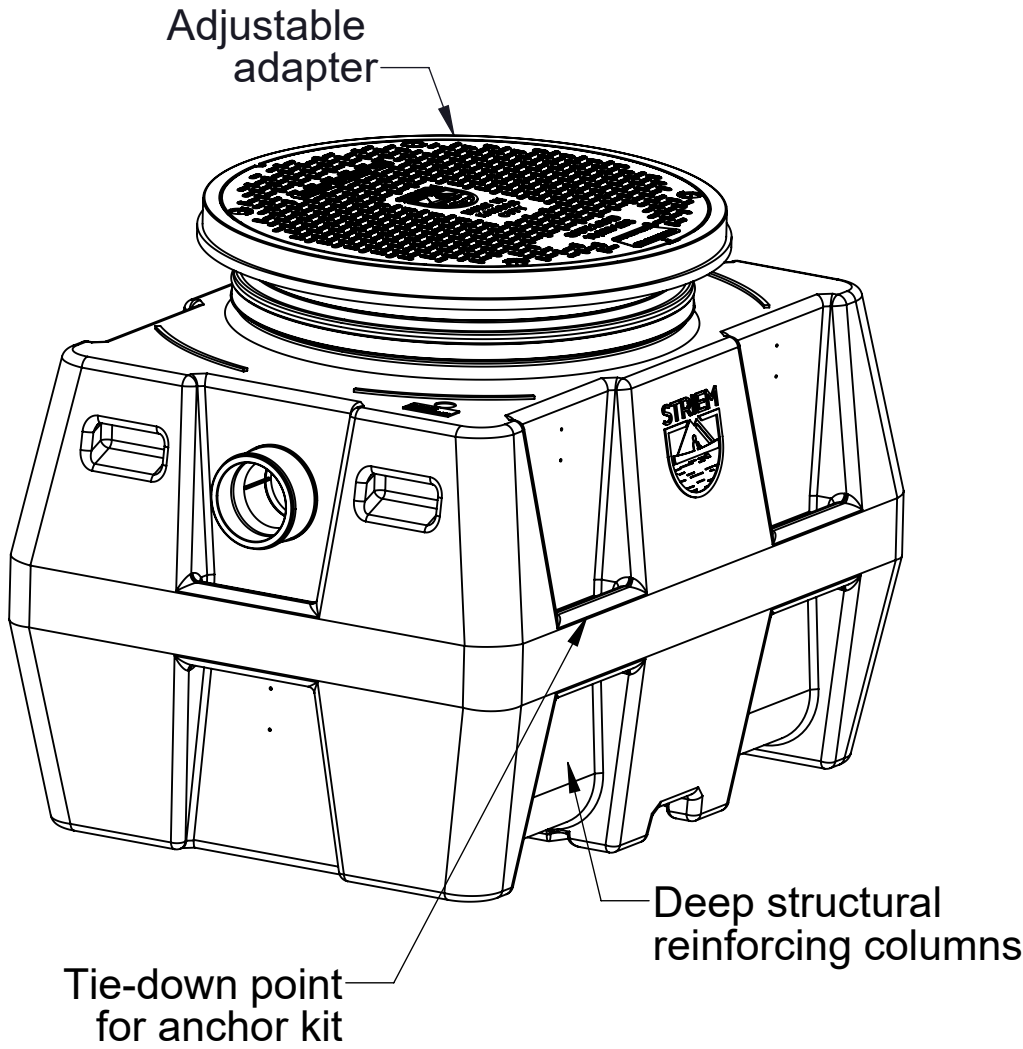
US Patent No.  
US10786761B2



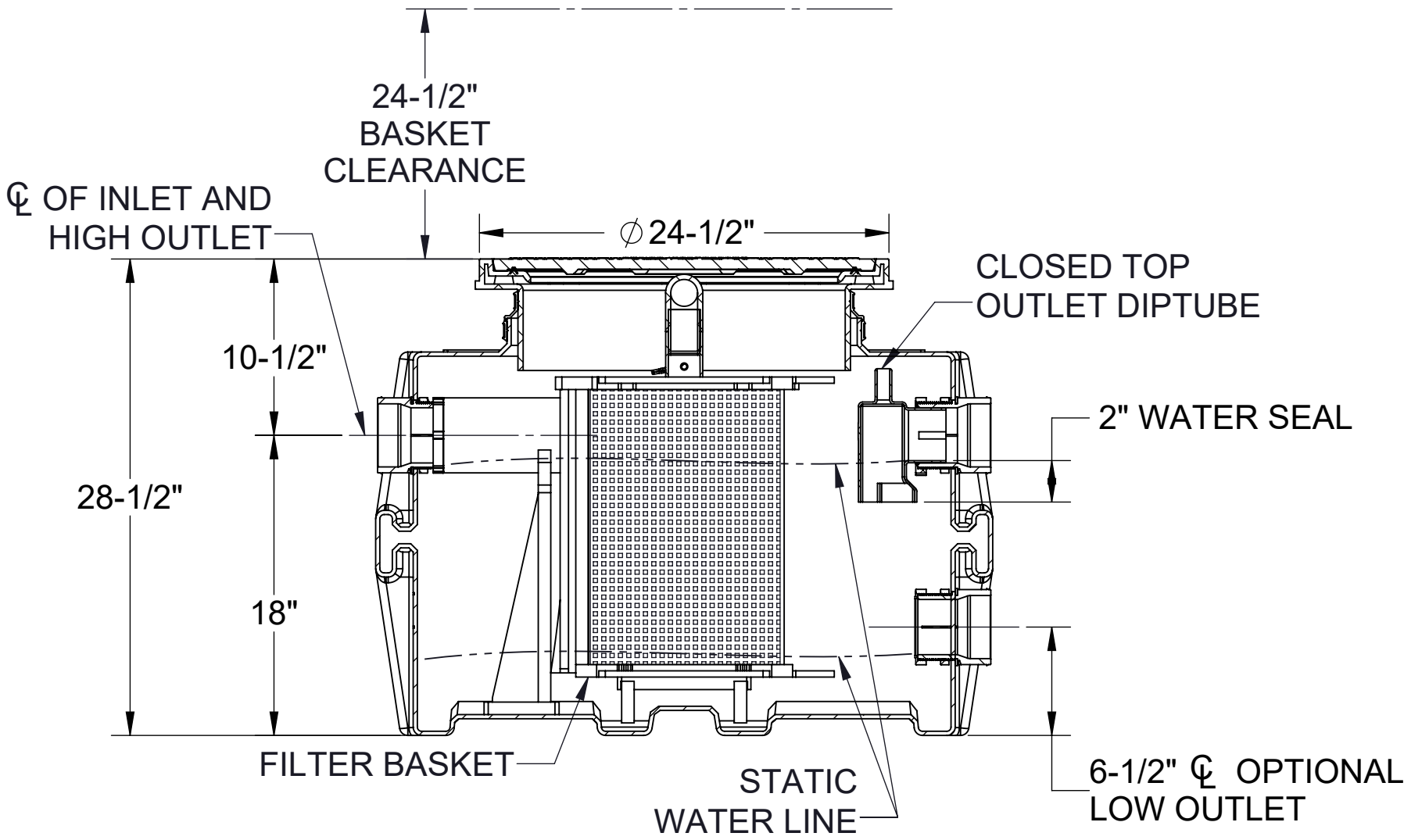
THE INFORMATION CONTAINED IN THIS DRAWING IS THE SOLE PROPERTY OF STRIEM, LLC. ANY REPRODUCTION IN PART OR AS A WHOLE WITHOUT THE WRITTEN PERMISSION OF STRIEM, LLC. IS PROHIBITED.



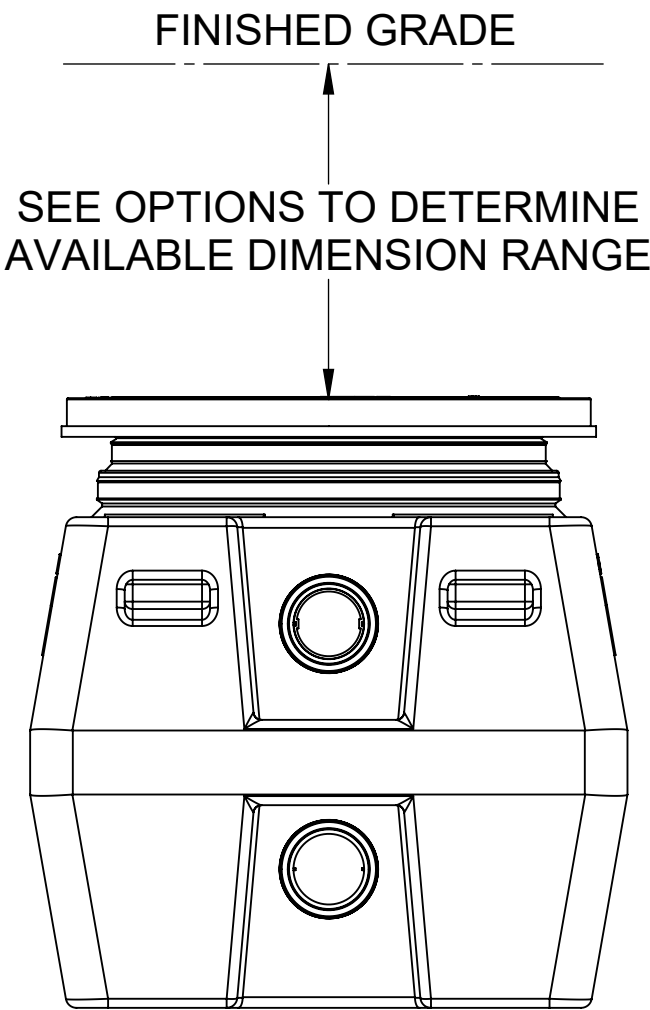
TOP VIEW



ISOMETRIC VIEW



SECTION "A-A"



OUTLET END VIEW

MODEL NUMBER: AA-L	
DESCRIPTION:  AARDVARK™ LARGE BASKET-STYLE SOLIDS INTERCEPTOR	
DWG BY: MJ	DATE: 03/22/2021
REV: 0	ECO:

SPECIFICATION SHEET

Striem  
3100 Brinkerhoff  
Kansas City, KS 66115  
Tel: 913-222-1500  
orders@striemco.com  
www.striemco.com

Made in the U.S.A