

SPECIFICATIONS

1. 4" Plain End inlet/outlets.
2. Max flow rate: 100 GPM.
3. Liquids Capacity with high outlet: 110 gal.
4. Liquids Capacity with low outlet: 30 gal.
5. Solids Capacity: 10 gal.
6. Screen Perforations: 1/8" diameter.
7. Unit weight w/std. covers: 143 lbs.
8. Highway rated composite cover: 16,000 lbs. capacity.
9. Maximum operating temperature: 140°F continuous.

NOTES

1. Seamless medium density polyethylene 3/8" wall tank.
2. Cover placement allows full access to tank for proper maintenance.
3. For on the-floor or buried applications.

INNOVATIONS

1. **Removable basket interlocks with inlet:** prevents solids from escaping basket.
2. **UNI-FIT™:** basket inserts in one orientation.
3. **All-perforated basket:** basket perforations are more than 28 times inlet opening, creating easy flow in the presence of solids, and limiting the chance for a backup.
4. **Optional low outlet:** if used, it allows for a temporary water surge (acts as a reservoir), as well as keeps basket dry during maintenance.
5. **Movable trap:** sewer gas trap can be field-installed on high or low outlet.

ENGINEER SPECIFICATION GUIDE

Striem Aardvark™ solids interceptor model AA-XL-4 shall be lifetime guaranteed and made in the USA. Tank material shall be polyethylene. Interceptor shall have removable, corrosion-resistant filter basket. Interceptor shall be equipped with high and low outlet options, with a movable sewer gas trap to be located on either outlet. Interceptor shall be furnished for above- or below-grade installation. Cover shall be water and gas tight with a minimum 16,000 lbs load capacity. Interceptor shall be certified to IAPMO IGC 167-2011ae2.

OPTIONS

- 4M - 4" Male Thread Inlet / Outlet
- CC24 - Integral Membrane Clamping Collar Kit
- C24-HP - H2O Rated Pickable cast iron cover
- AK1 - High Water Anchor Kit

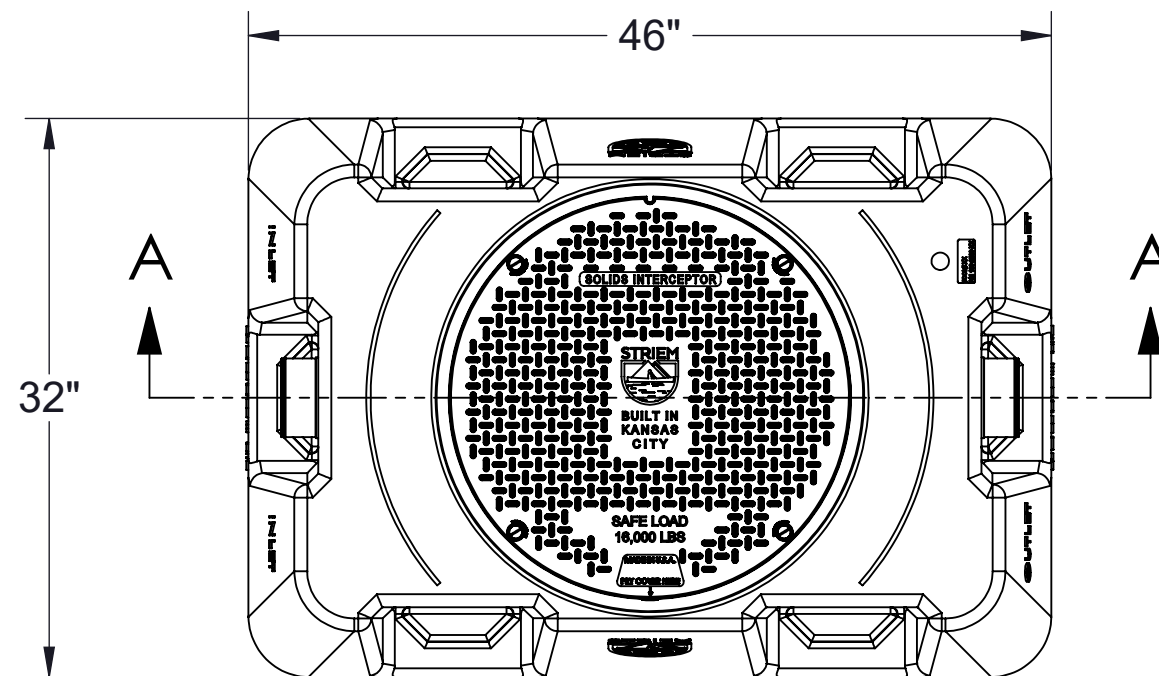
TeleGlide RISER OPTIONS

- SR24 - >6"-24"
- LR24 - >24"-39"
- SR24 (2) - >39"-43"
- LR24 + SR24 - >43"-58"
- LR24 (2) - >58"-72"

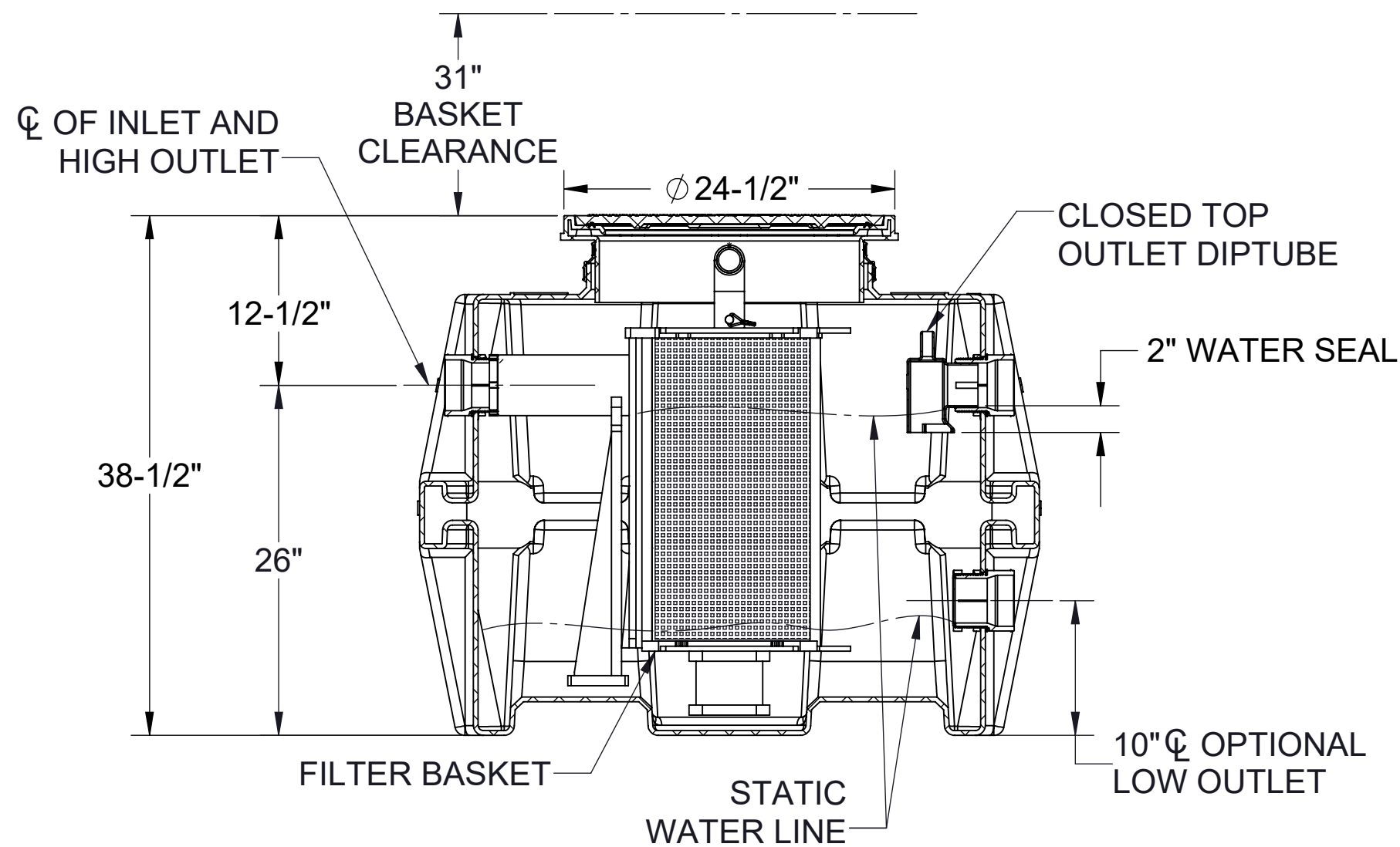
Signature of Approval: _____
 Company: _____
 Date of Approval: _____
 Specifying Engineer: _____
 Engineering Firm: _____

PROPRIETARY AND CONFIDENTIAL

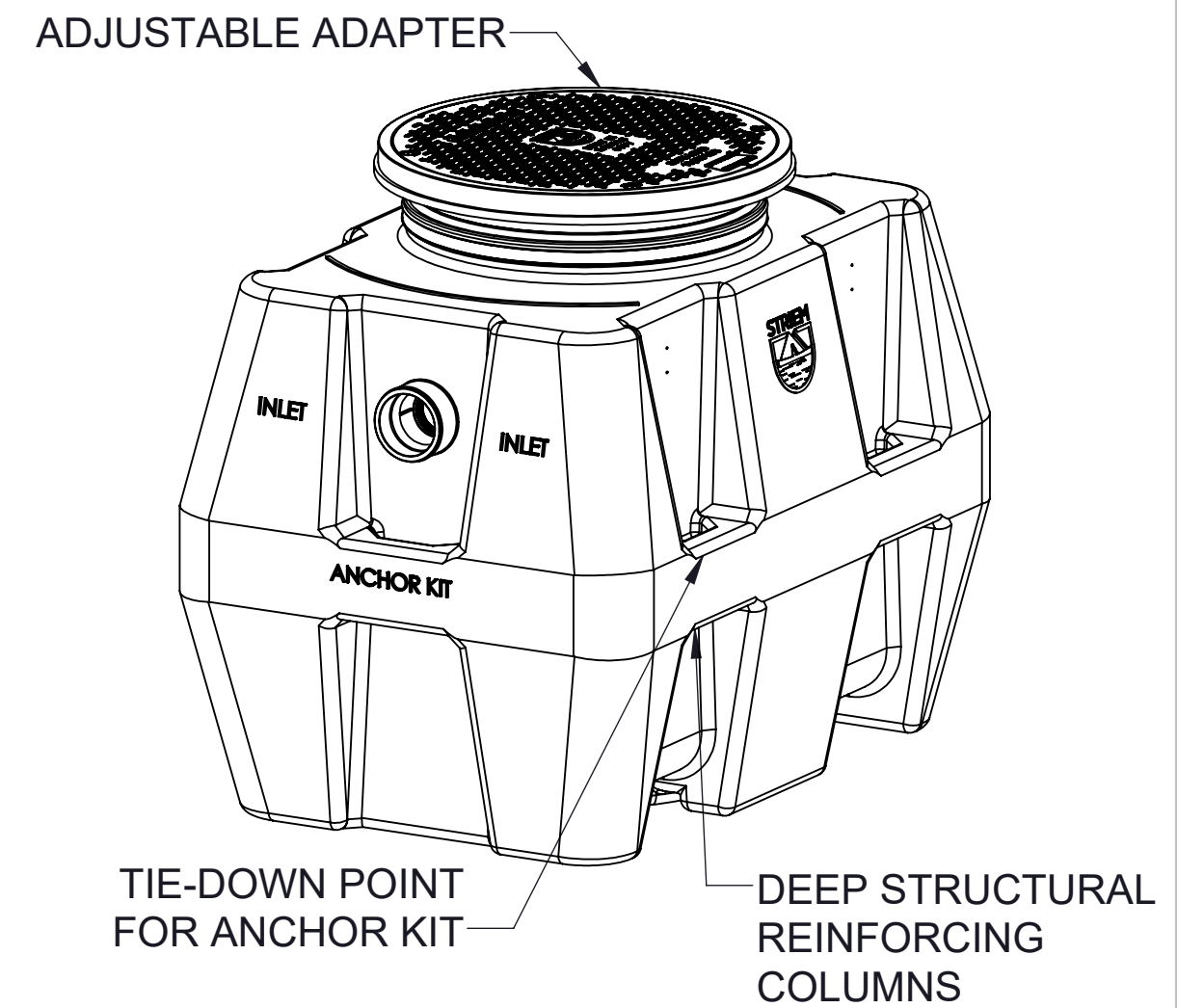
THE INFORMATION CONTAINED IN THIS DRAWING IS THE SOLE PROPERTY OF STRIEM, LLC. ANY REPRODUCTION IN PART OR AS A WHOLE WITHOUT THE WRITTEN PERMISSION OF STRIEM, LLC. IS PROHIBITED.



TOP VIEW

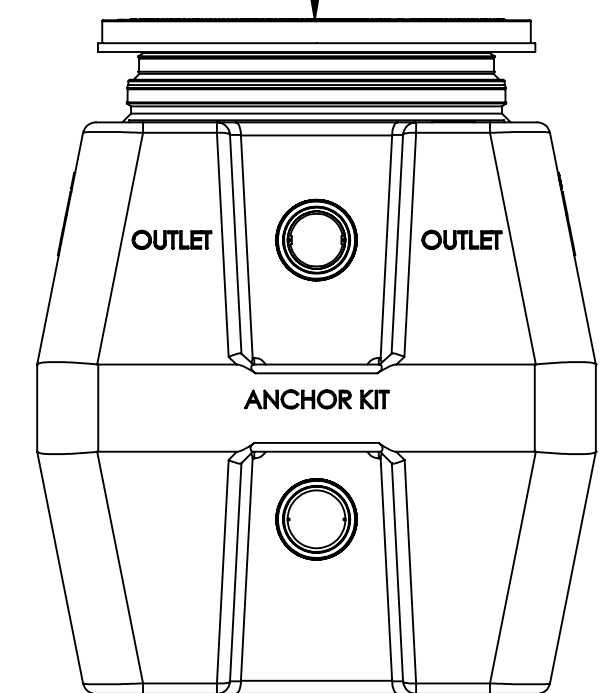


SECTION "A-A"



ISOMETRIC VIEW

FINISHED GRADE
 SEE OPTIONS TO DETERMINE AVAILABLE DIMENSION RANGE



OUTLET END VIEW

MODEL NUMBER: AA-XL-4	
DESCRIPTION: AARDVARK™ EXTRA LARGE BASKET-STYLE SOLIDS INTERCEPTOR	
DWG BY: MJ	DATE: 07/17/2020
REV: 0	ECO:

SPECIFICATION SHEET

Striem
 3100 Brinkerhoff
 Kansas City, KS 66115
 Tel: 913-222-1500
 Fax: 913-291-0457
 www.striemco.com

Made in the U.S.A

