

ALARM/AUX

USE COPPER CONDUCTORS

GROUND LUG

POWER

ALARM FLOAT

AUXILIARY

1

2

3

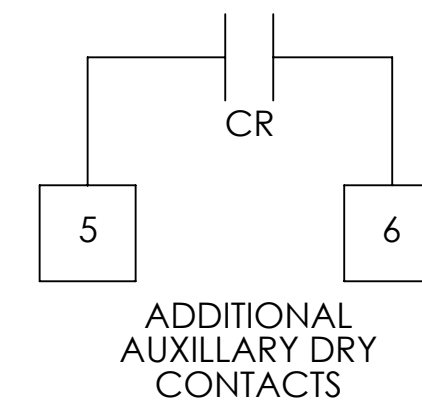
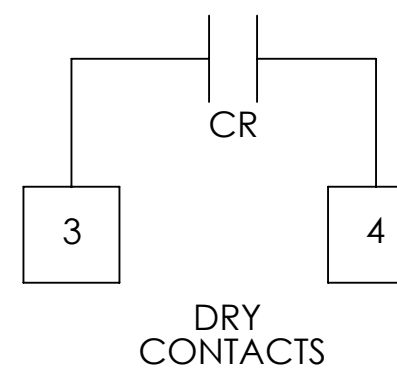
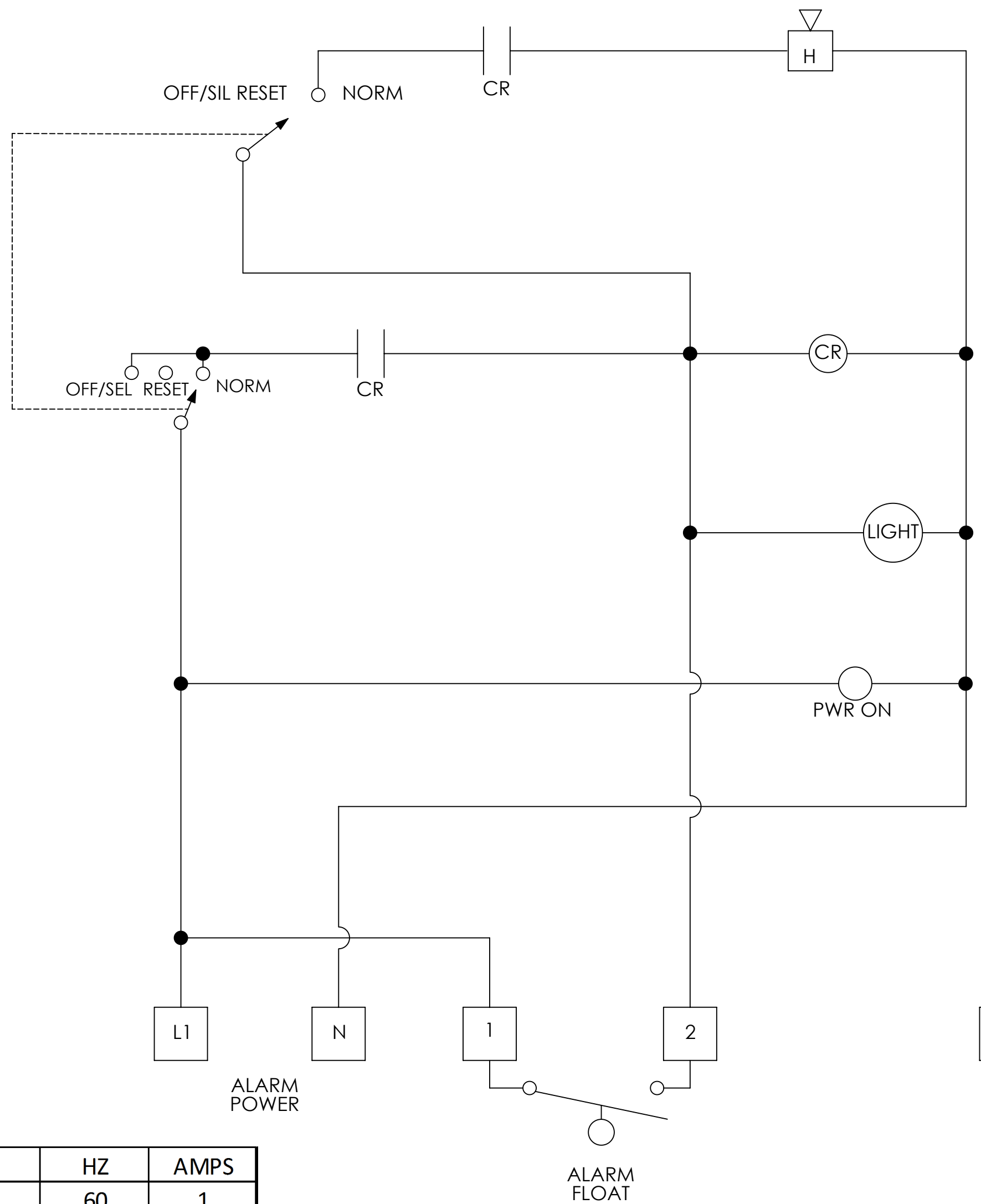

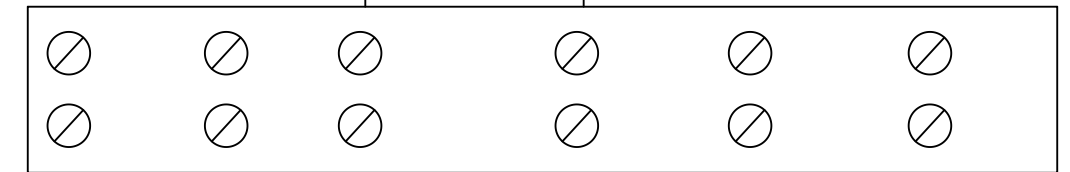
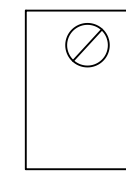
4

5

6

L1

N



	VOLTS	PH	HZ	AMPS
ALARM CIRCUIT	120	1	60	1

MODEL NUMBER: AVA-3		SPECIFICATION SHEET	
DESCRIPTION: AUDIO/VISUAL ALARM WIRE DIAGRAM		Striem 3100 Brinkerhoff Kansas City, KS 66115 Tel: 913-222-1500 Fax: 913-291-0457 www.striemco.com	
DWG BY: RS	DATE: 7/3/18		
		Made in the U.S.A	

PROPRIETARY AND CONFIDENTIAL

THE INFORMATION CONTAINED IN THIS DRAWING IS THE SOLE PROPERTY OF STRIEM, LLC. ANY REPRODUCTION IN PART OR AS A WHOLE WITHOUT THE WRITTEN PERMISSION OF STRIEM, LLC. IS PROHIBITED.