

**SPECIFICATIONS**

1. 4" Plain End inlet/outlet, 3" Plain End vents.
2. Max flow rate: 50 GPM.
3. Capacities: Liquid: 57 gal. (7.6 cu. ft.); Oil: 40 gal.; Sands: 7 gal.
4. Unit weight w/ composite cover: 92 lbs.; w/ cast iron cover: 150 lbs.
5. Maximum operating temperature 140°F continuous.
6. Composite cover: 2,000 lb. capacity (standard).

**NOTES**

1. Snap-in Flow control (ships with unit).
2. Seamless medium density polyethylene tank.
3. Unit supplied with built-in adapter for up to 5" of adjustability. Additional riser(s) available for deeper burial depth.
4. Cover placement allows full access to tank for proper maintenance.
5. Engineered inlet and outlet diffusers are removable to inspect/clean piping.
6. For on-the-floor or buried applications.

**DIFFUSION FLOW TECHNOLOGY**

The inlet diffuser splits influent into three paths, creating laminar flow and utilizing the entire liquid volume of the tank for efficient oil separation. The calibrated openings greatly reduce influent turbulence. The influent enters the main chamber without disturbing the existing oil or sand layers. The bottom of the outlet diffuser allows only effluent that is free of oil to exit the tank.

**ENGINEER SPECIFICATION GUIDE**

Striem Oil Reserve™ oil/sand separator model OS-50 shall be lifetime guaranteed and made in USA of seamless, rotationally-molded polyethylene. Separator shall be furnished for above or below grade installation, with field adjustable riser system, snap-in flow control and (2) vent connections. Separator flow rate shall be 50 GPM. Separator oil capacity shall be 40 gallons. Sand capacity shall be 7 gallons. Cover shall provide water/gas-tight seal and have a maximum 2,000 lbs load capacity.

**THIRD PARTY STRUCTURAL ANALYSIS**

The OS-50 has been structurally analyzed in accordance with the requirements of IBC 2012 and ASCE/SEI 7 for direct burial. The maximum burial depth and backfill material are specified in our installation instructions. The structural design has been reviewed and sealed by a professional engineer registered in the state of California. A sealed structural analysis report is available upon request.

**OPTIONS**

- 2P:** 2" Plain End Inlet / Outlet
- 2M:** 2" Male Thread Inlet / Outlet
- 3P:** 3" Plain End Inlet / Outlet
- 3M:** 3" Male Thread Inlet / Outlet
- 4M:** 4" Male Thread Inlet / Outlet
- CC24:** Integral Membrane Clamping Collar Kit
- C24-H:** Highway rated bolted composite cover
- C24-HP:** H20 Rated Pickable cast iron cover
- CS1:** Clean Sweep Coalescing Media
- HDK-2:** High Water Anchor Kit
- SS:** Slick Stick™ Oil Level Monitoring System\*

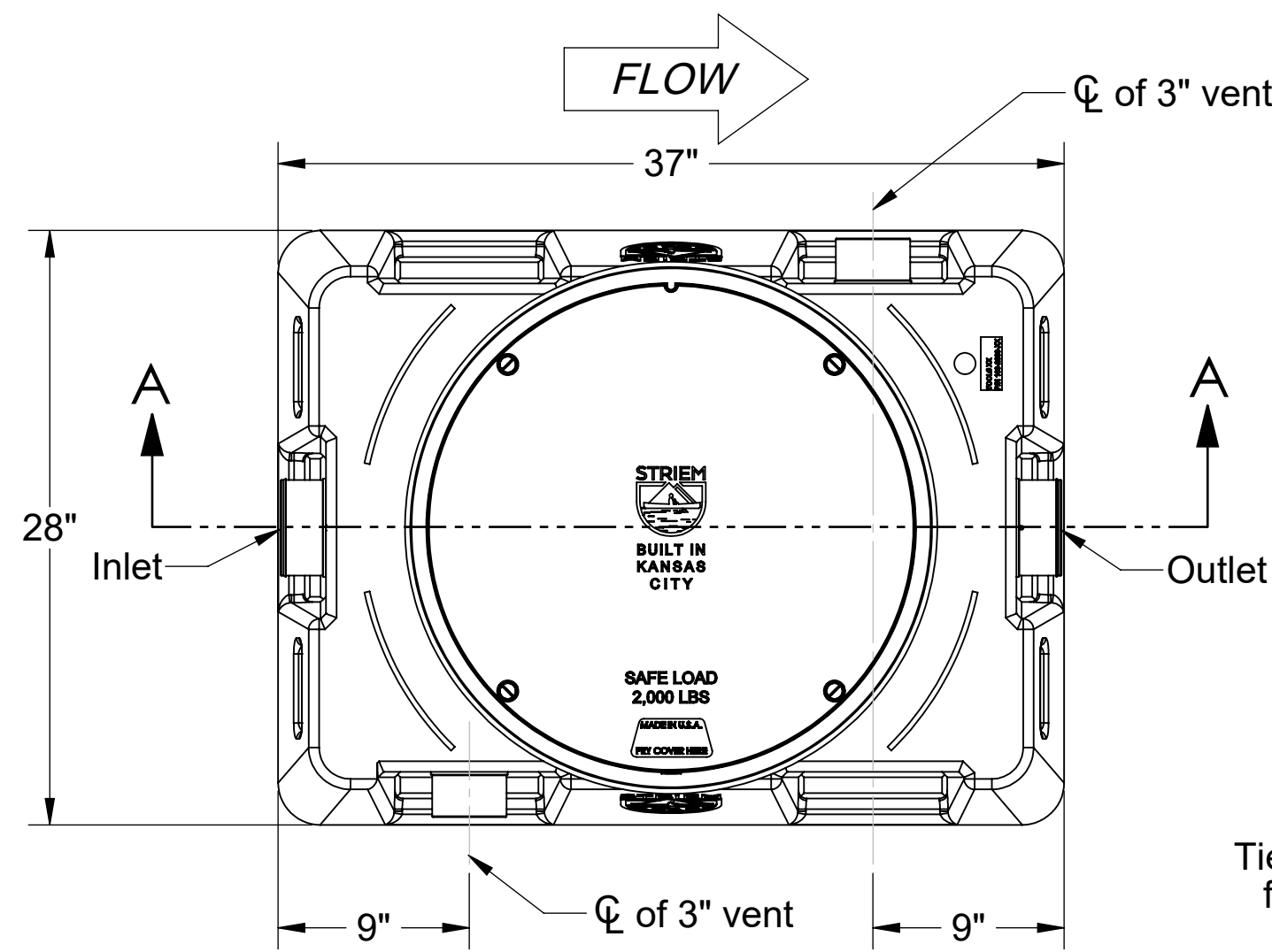
\*Monitoring system will raise covers by 3".

**TeleGlide RISER OPTIONS**

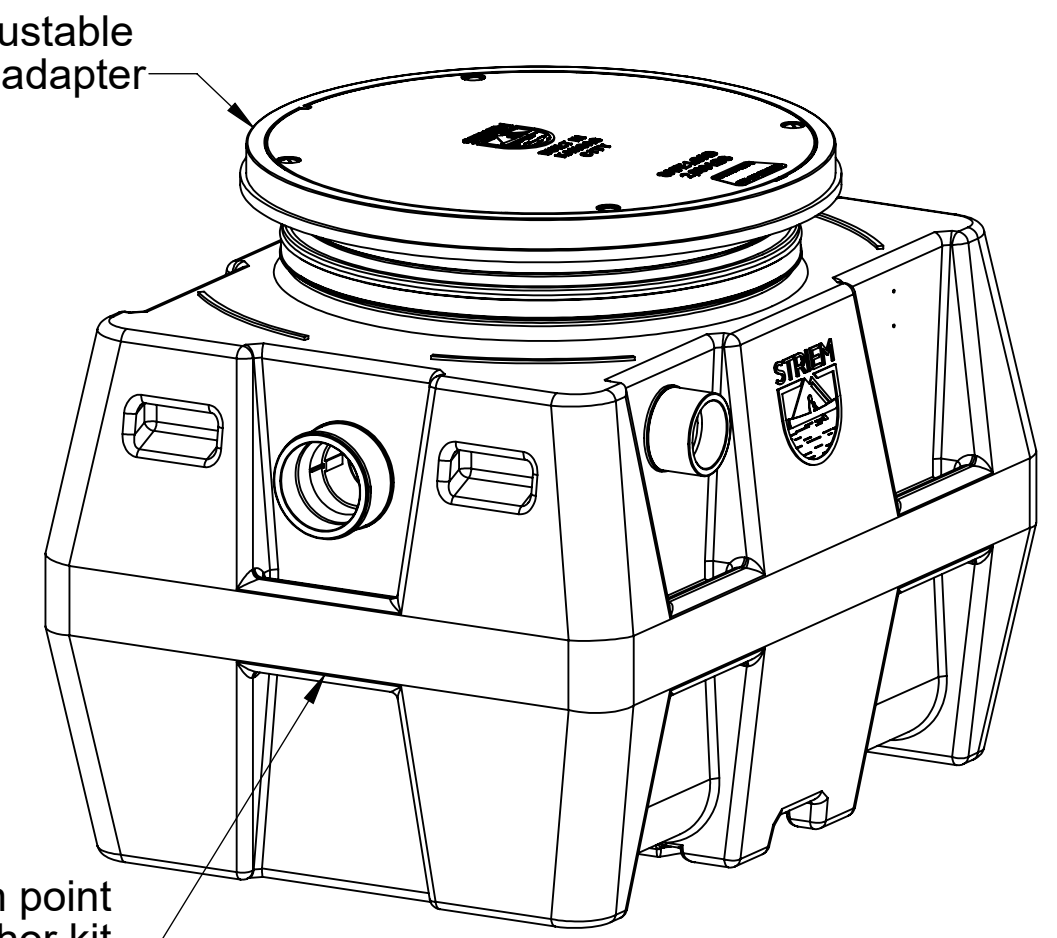
- Included: 0" - 5"
- SR24:** 5" - 24"
  - LR24:** 24" - 39"

PROPRIETARY AND CONFIDENTIAL

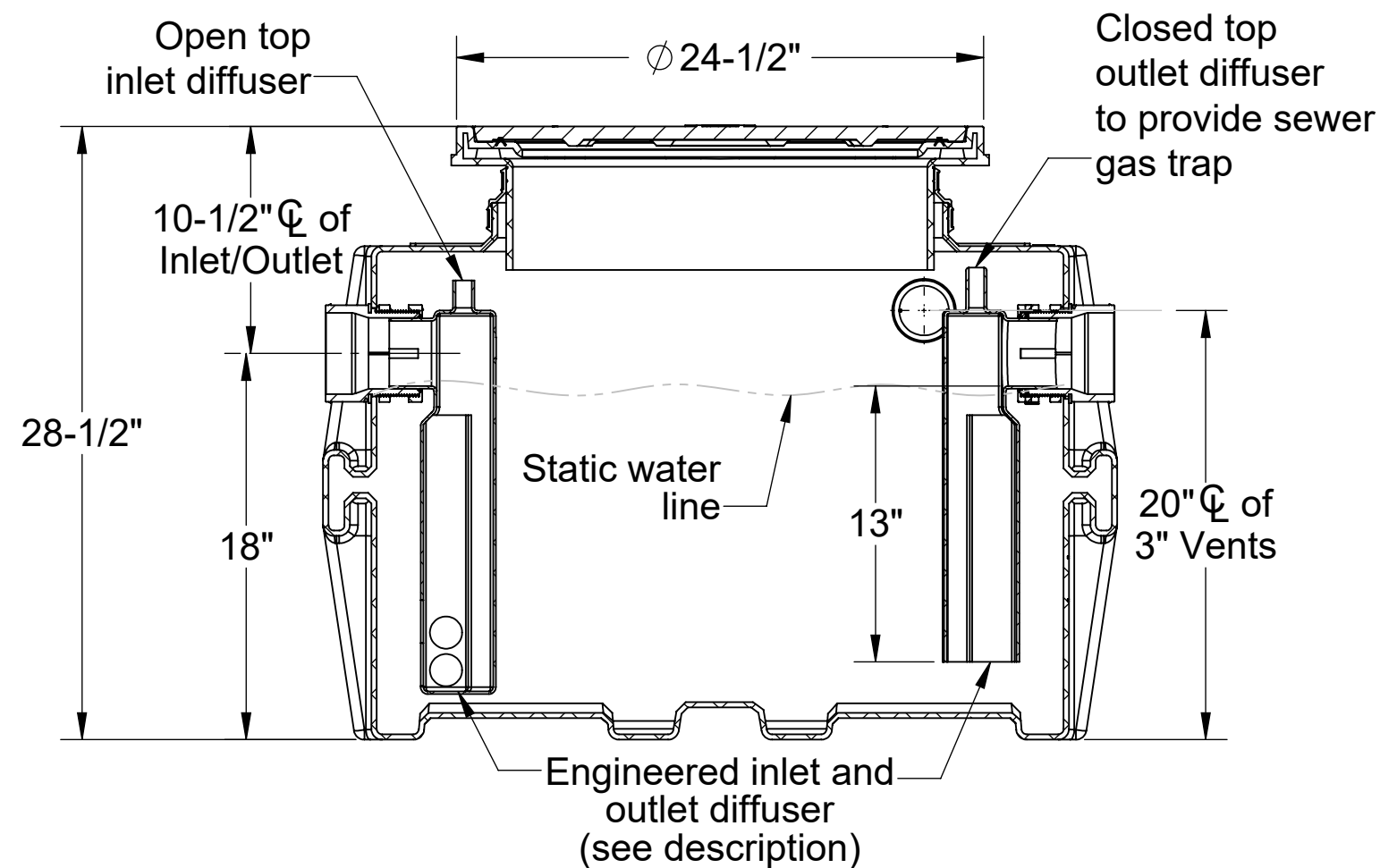
THE INFORMATION CONTAINED IN THIS DRAWING IS THE SOLE PROPERTY OF STRIEM, LLC. ANY REPRODUCTION IN PART OR AS A WHOLE WITHOUT THE WRITTEN PERMISSION OF STRIEM, LLC. IS PROHIBITED.



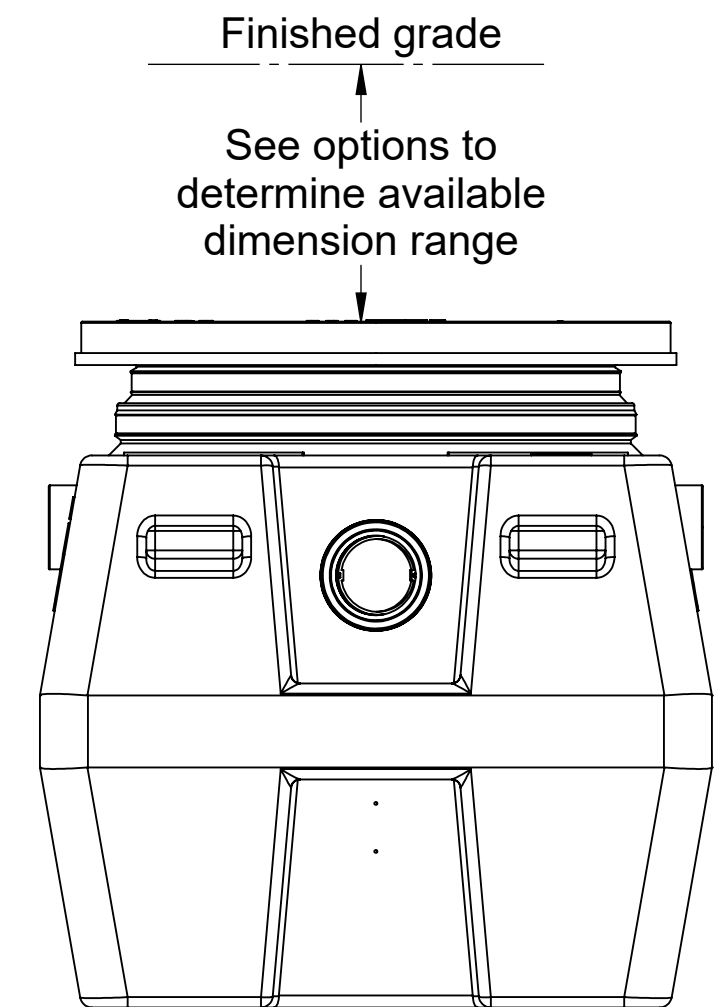
**TOP VIEW**



**ISOMETRIC VIEW**



**SECTION A-A**



**OUTLET END VIEW**

<b>MODEL NUMBER:</b> OS-50	
<b>DESCRIPTION:</b> 50 GPM POLYETHYLENE OIL/SAND SEPARATOR	
<b>DWG BY:</b> ENG	<b>DATE:</b> 1/9/2023
<b>REV:</b> 1	<b>ECO:</b>

**SPECIFICATION SHEET**

**Striem**  
3100 Brinkerhoff  
Kansas City, KS 66115  
Tel: 913-222-1500  
orders@striemco.com  
www.striemco.com

**Made in the U.S.A**