

SPECIFICATIONS

1. 4" Plain End inlet/outlet, 3" Plain End vents, C24-H cover standard.
2. Max flow rate: 75 GPM.
3. Max flow rate to achieve 5 ppm of residual light liquid in effluent: 30 GPM.
4. Liquid capacity: 110 Gallons (14.7 cu. ft.).
5. Oil capacity: 93 Gallons.
6. Solids capacity: 6 Gallons.
7. Unit weight w/ standard cover: 156 lbs.; w/ cast iron cover: 216 lbs.
8. Maximum operating temperature 140°F continuous.

NOTES

1. For gravity drainage applications only.
2. Do not use for pressure applications.
3. Snap-in Flow control (ships with unit).
4. Narrow footprint allows clearance through doorways and down stairs.
5. Cover placement allows full access to tank for proper maintenance.
6. Handle of removable coalescing media may be extended using 1-1/2" PVC pipe by others.

DIFFUSION FLOW TECHNOLOGY

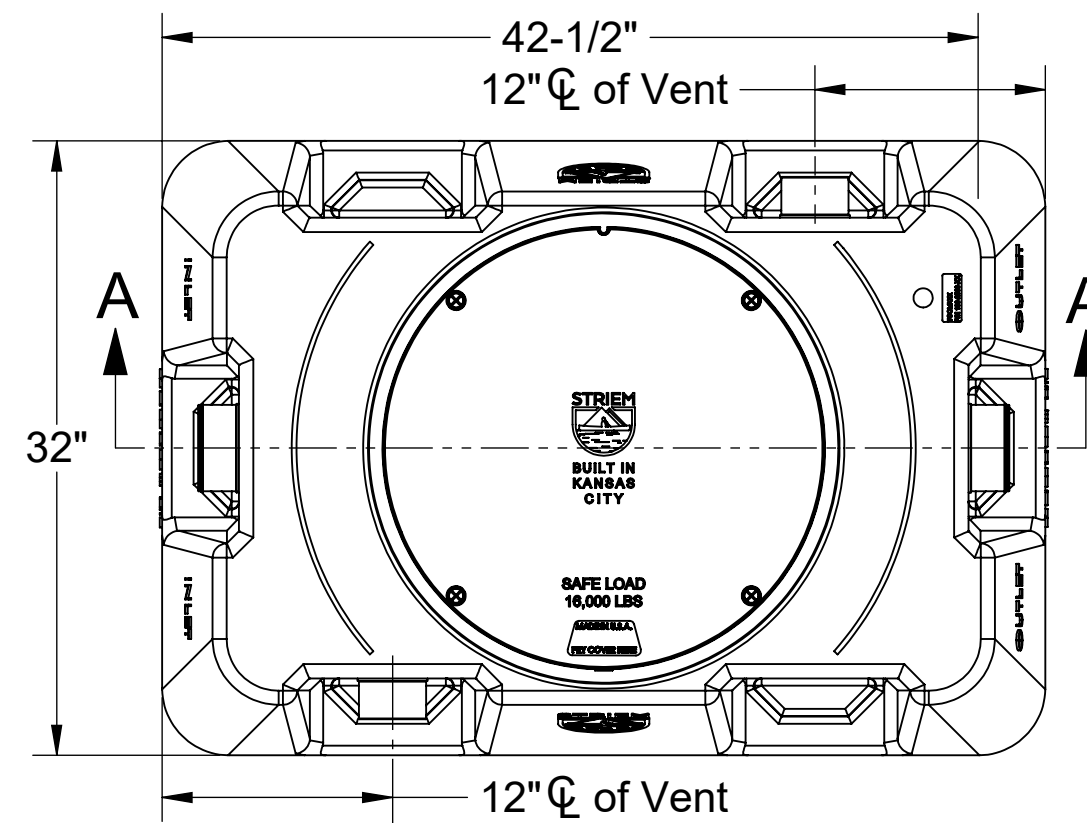
The inlet diffuser splits influent into three paths, creating laminar flow and utilizing the entire liquid volume of the tank for efficient oil separation. The calibrated openings greatly reduce influent turbulence. The influent enters the main chamber without disturbing the existing oil or sand layers. The bottom of the outlet diptube allows only effluent that is free of oil to exit the tank.

ENGINEER SPECIFICATION GUIDE

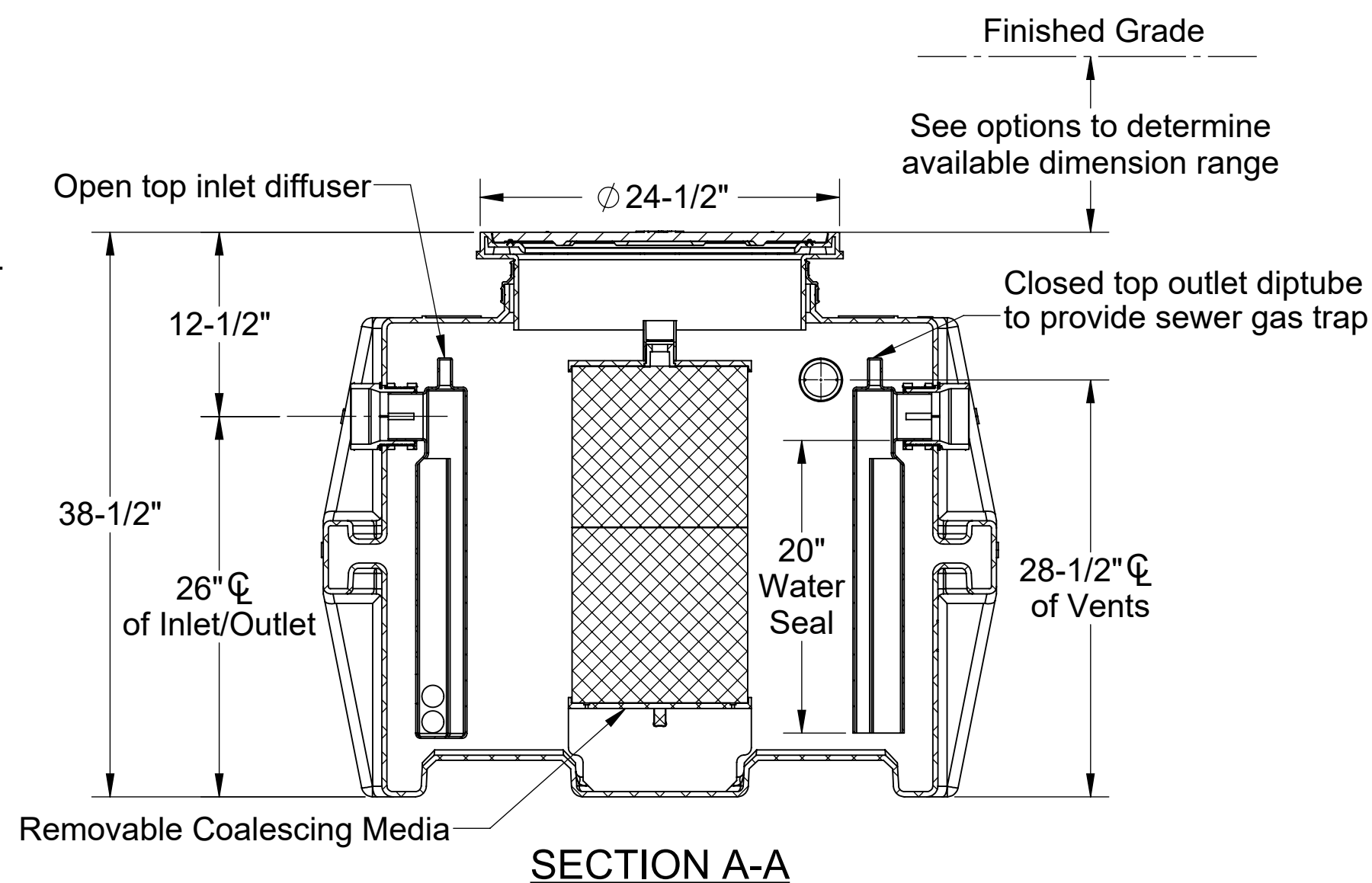
Striem oil separator model OS-75-CS2 shall be lifetime guaranteed and made in the USA. Separator shall be constructed of polyethylene. Separator shall be manufactured for above- or below-grade installation. Field-adjustable riser system is available as an option to bring manhole cover to grade. Separator flow rate shall be 75 GPM. Separator liquid holding capacity shall be 110 gallons and oil capacity shall be 93 gallons. Solids capacity shall be 11 gallons. Cover shall provide water/gas-tight seal and have a maximum 16,000 lbs. load capacity.

THIRD PARTY STRUCTURAL ANALYSIS

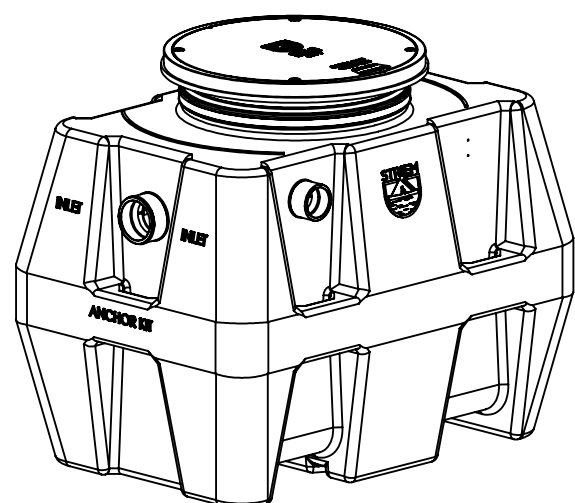
The OS-75-CS2 has been structurally analyzed in accordance with the requirements of IBC 2012 and ASCE/SEI 7 for direct burial. The maximum burial depth and backfill material are specified in our installation instructions. The structural design has been reviewed and sealed by a professional engineer registered in the state of California. A sealed structural analysis report is available upon request.



TOP VIEW



SECTION A-A



PROPRIETARY AND CONFIDENTIAL
THE INFORMATION CONTAINED IN THIS DRAWING IS THE SOLE PROPERTY OF STRIEM, LLC.
ANY REPRODUCTION IN PART OR AS A WHOLE WITHOUT THE WRITTEN PERMISSION OF STRIEM, LLC. IS PROHIBITED.

OPTIONS

Connection Options

Inlet / Outlet	Size
<input type="checkbox"/> Plain End	<input type="checkbox"/> 4"
<input type="checkbox"/> Male Thread	<input type="checkbox"/> 6"

Riser Options

From Factory: Up to 5"

- Up to 24": SR24
- Up to 39": LR24
- Up to 43": SR24 (2)
- Up to 58": SR24 + LR24
- Up to 72": LR24 (2)

Additional Options

- HDK-2: High Water Table Hold Down Kit
- CC24: Integral Membrane Clamping Collar Kit
- C24-HP: H2O Rated Pickable Cast Iron Cover

MODEL NUMBER: OS-75-CS2

DESCRIPTION:

75 GPM POLYETHYLENE OIL/SAND SEPARATOR
WITH CLEAN SWEEP™ COALESCING MEDIA

DWG BY: ENG

DATE: 4/26/2023

REV: 0

SPECIFICATION SHEET

Striem
Kansas City, KS
Tel: 913-222-1500
orders@striemco.com
www.striemco.com

Made in the U.S.A

