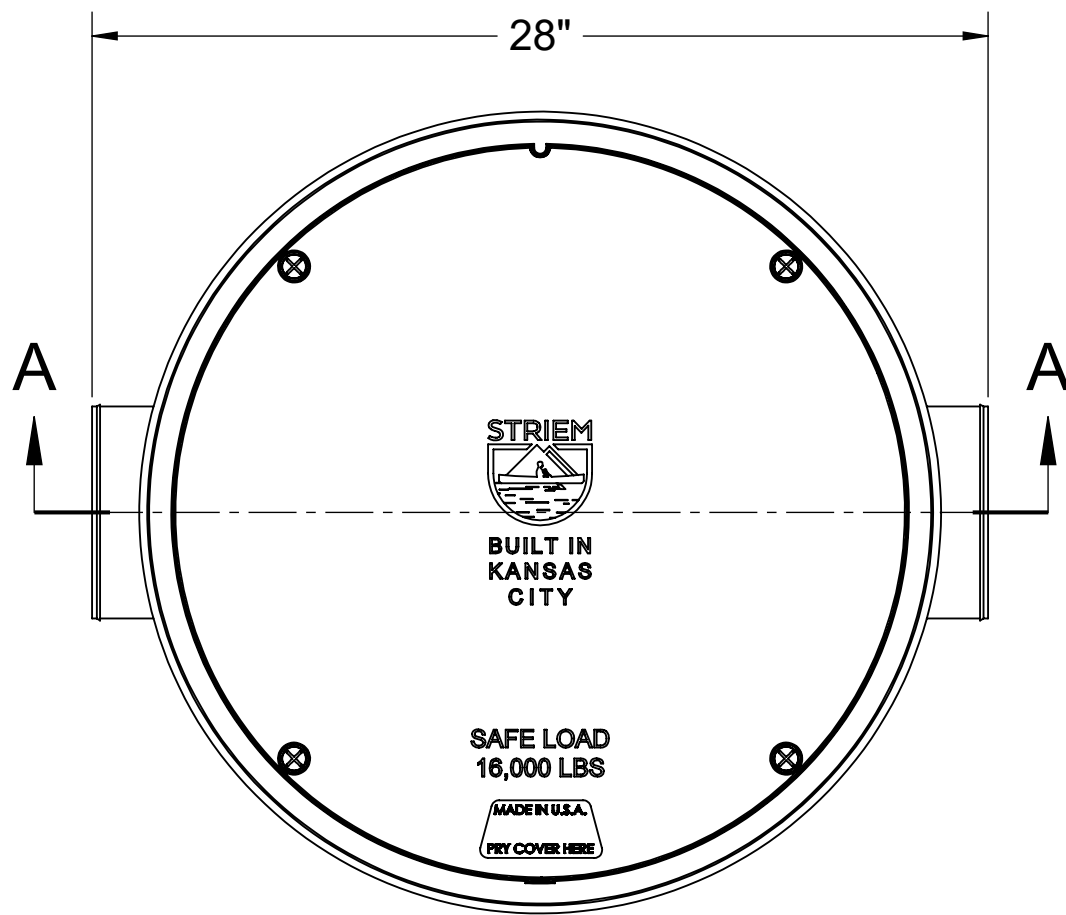


SPECIFICATIONS

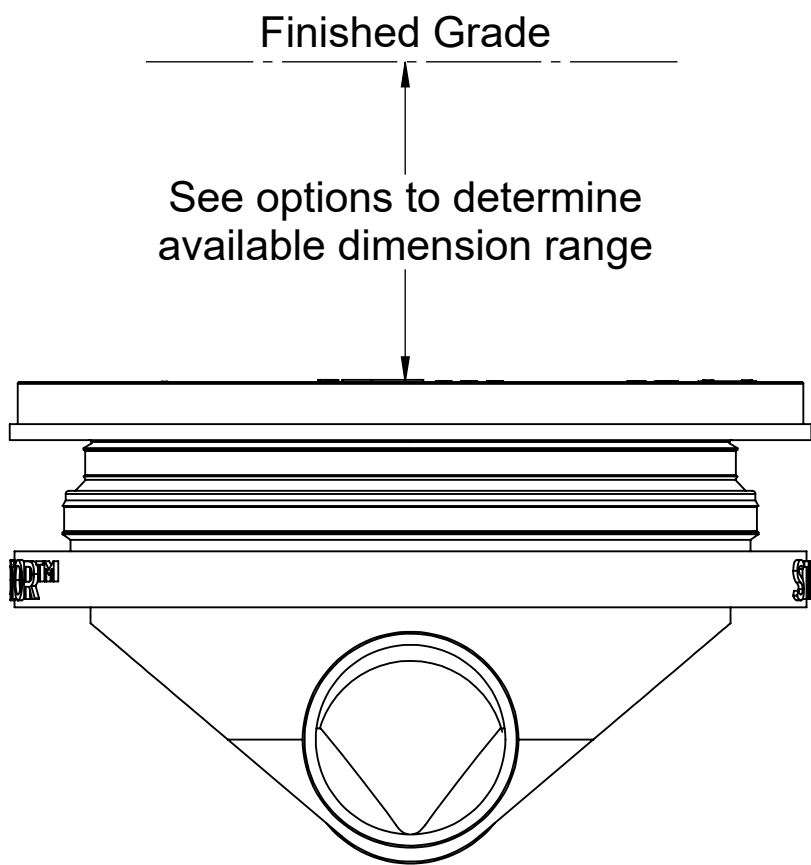
- 1. 6" Plain End inlet/outlet, C24-H cover standard.
- 2. Weight w/ standard cover: 65 lbs.; w/ cast iron cover: 125 lbs.
- 3. Maximum operating temperature 140 F continuous.

ENGINEER'S SPECIFICATION GUIDE

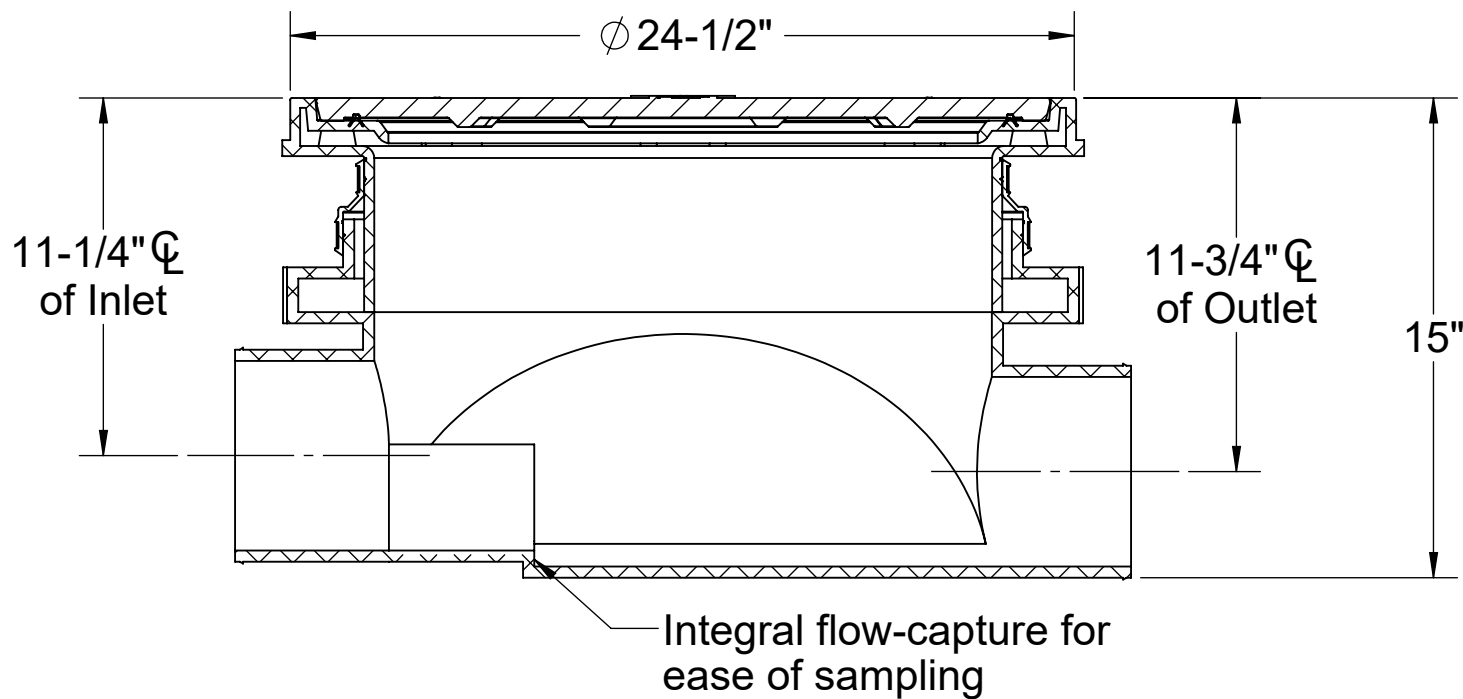
Striem sampling port model INSPECTOR-6 shall be lifetime guaranteed and made in the USA. Sampling port shall be constructed of polyethylene. Sampling port shall be manufactured for above- or below-grade installation. Sampling port shall provide integral flow-capture feature for ease of sampling. Field-adjustable riser system is available as an option to bring manhole cover to grade. Cover shall provide water/gas-tight seal and have a maximum 16,000 lbs. load capacity.



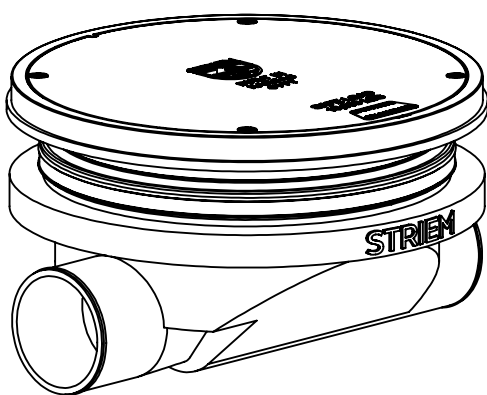
TOP VIEW



END VIEW



SECTION A-A



PROPRIETARY AND CONFIDENTIAL  
THE INFORMATION CONTAINED IN THIS DRAWING IS THE SOLE PROPERTY OF STRIEM, LLC.  
ANY REPRODUCTION IN PART OR AS A WHOLE WITHOUT THE WRITTEN PERMISSION OF STRIEM, LLC. IS PROHIBITED.

OPTIONS

Riser Options

- From Factory: Up to 5"
- ☐ Up to 24": SR24
  - ☐ Up to 39": LR24
  - ☐ Up to 43": SR24 (2)
  - ☐ Up to 58": SR24 + LR24
  - ☐ Up to 72": LR24 (2)
  - ☐ Up to 90": SR24 + LR24 (2)
  - ☐ Up to 106": LR24 (3)

- OR -

- ☐ CPRK: 11" - 106" (See specification for more detail.)

Additional Options

- ☐ C24-HP: H20 Rated Pickable Cast Iron Cover

SPECIFICATION SHEET

MODEL NUMBER: INSPECTOR-6

DESCRIPTION:

POLYETHYLENE WASTEWATER SAMPLING PORT

Striem  
Kansas City, KS  
Tel: 913-222-1500  
orders@striemco.com  
www.striemco.com

Made in the U.S.A



DWG BY: ENG

DATE: 4/17/2023

REV: 1