

**SPECIFICATIONS**

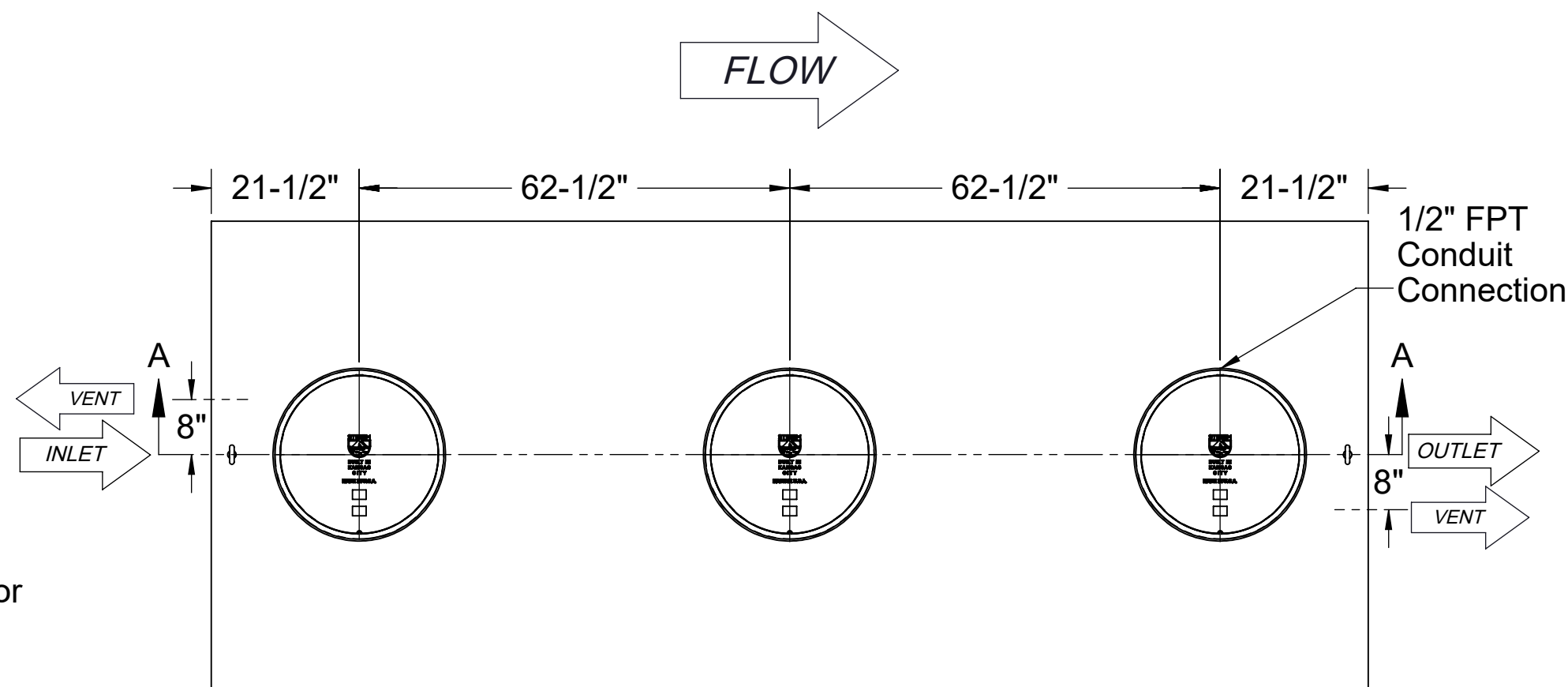
1. 3" Plain end vents standard.
2. Max flow rate: 314 GPM.
3. Liquid capacity: 2000 gallons (267 cu. ft.).
4. Oil capacity: 638 gallons.
5. Solids capacity: 1077 gallons.
6. Unit weight: 2000 lbs.
7. Maximum operating temperature 140°F continuous.
8. H2O rated pickable cast iron covers.
9. Slick Stick™ Oil Level Monitoring System (see page 2).

**NOTES**

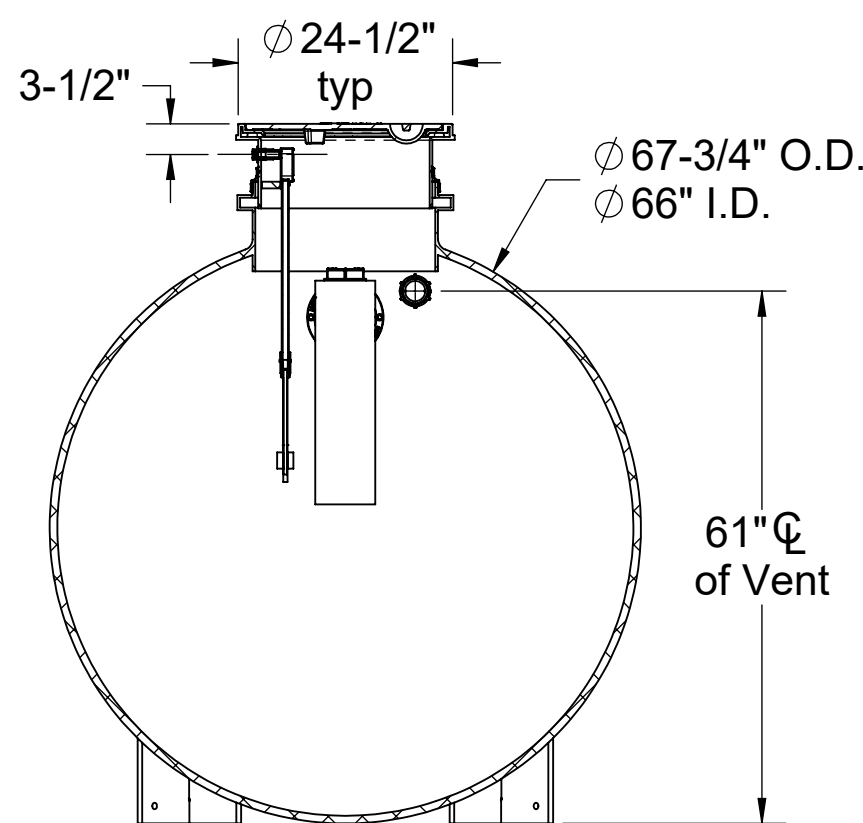
1. For gravity drainage applications only. Do not use for pressure applications.
2. Cover placement allows full access to tank for proper maintenance.
3. Lifting lug set for easy install.
4. For below grade installation only.

**ENGINEER SPECIFICATION GUIDE**

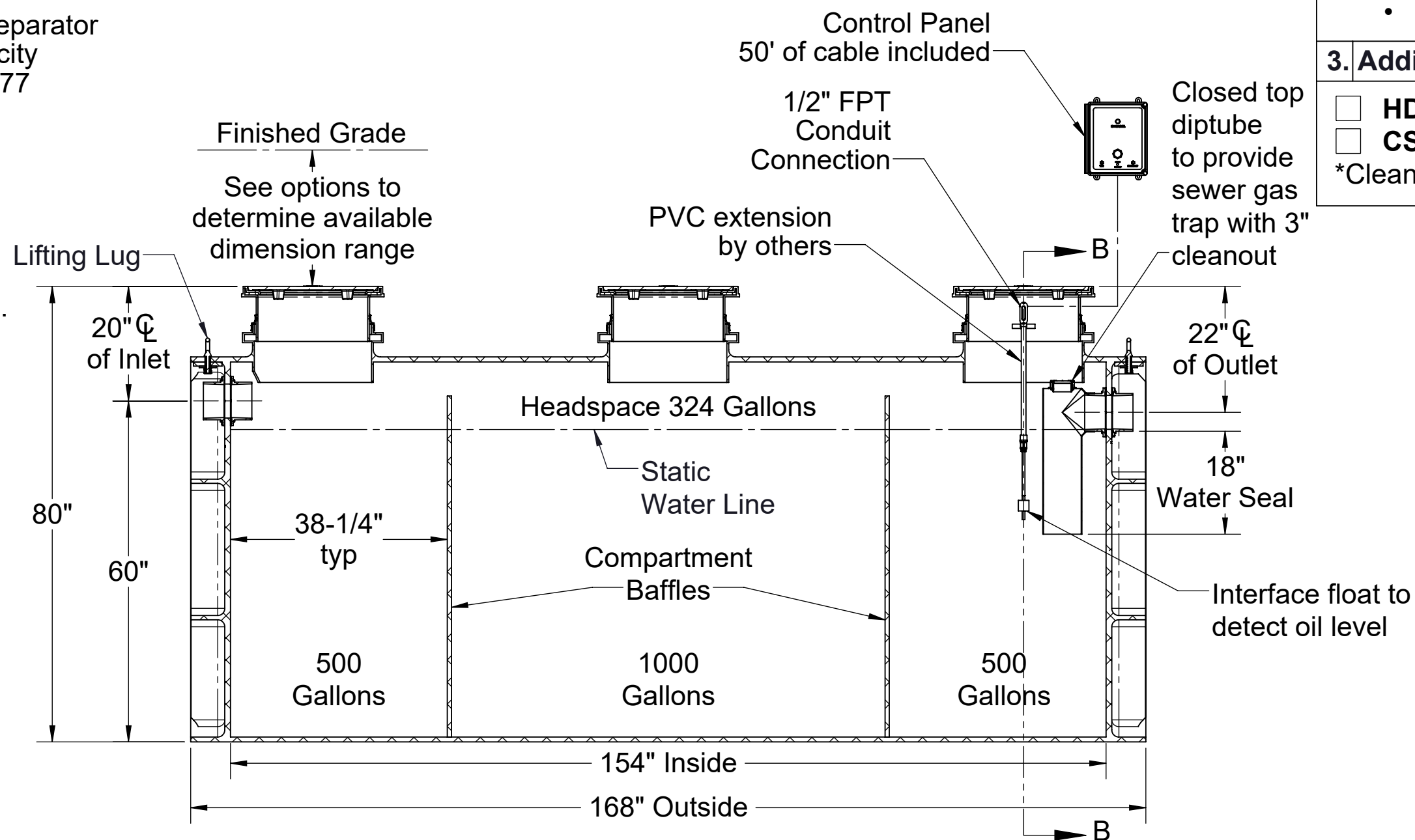
Striem Oil Tanker™ model OT-2000-SS shall be lifetime guaranteed and made in USA of High Density Polyethylene with 7/8" nominal wall thickness. Separator shall be furnished for below grade installation with field adjustable riser system. Separator flow rate shall be 314 GPM. Separator oil capacity shall be 638 gallons. Sand capacity shall be 1077 gallons.



**TOP VIEW**



**SECTION B-B**



**SECTION A-A**

**Directions: Complete steps 1-3 and submit signed with purchase order.**

**1. Connections**

Inlet / Outlet	Size
<input type="checkbox"/> Plain End	<input type="checkbox"/> 4"
<input type="checkbox"/> Male Thread	<input type="checkbox"/> 6"
	<input type="checkbox"/> 8" (Plain End Only)

**2. Riser Options**


- Included: 0" - 2"**
- SR24 (3): 2" - 21"
  - LR24 (3): 21" - 36"
  - SR24 (6): 36" - 40"
  - SR24 (3) + LR24 (3): 40" - 55"
  - LR24 (6): 55" - 69"
  - SR24 (3) + LR24 (6): 69" - 87"
  - LR24 (9): 87" - 103"
- OR -**
- CPRK (3): 11" - 103"
    - Corrugated Pipe Riser Kit.
    - 18" diameter corrugated pipe by others.
    - See CPRK specification for more detail.

**3. Additional Options**

- HDK-7: High Water Table Hold Down Kit
  - CS3: Clean Sweep Coalescing Media\*
- \*Clean Sweep Coalescing Media not compatible with CPRK

Signature of Approval: \_\_\_\_\_  
 Company: \_\_\_\_\_  
 Date of Approval: \_\_\_\_\_  
 Specifying Engineer: \_\_\_\_\_  
 Engineering Firm: \_\_\_\_\_

PO IS NON-CANCELABLE  
 ORDER IS NON-RETURNABLE



**MODEL NUMBER:** OT-2000-SS

**DESCRIPTION:**  
 OIL TANKER™  
 POLYETHYLENE OIL SEPARATOR WITH  
 SLICK STICK™ OIL LEVEL MONITORING SYSTEM  
 2000 GALLON CAPACITY

DWG BY:WLF DATE: 6/8/22 REV: 0 ECO:

**SPECIFICATION SHEET**

**Striem**  
 3100 Brinkerhoff  
 Kansas City, KS 66115  
 Tel: 913-222-1500  
 orders@striemco.com  
 www.striemco.com

Made in the U.S.A

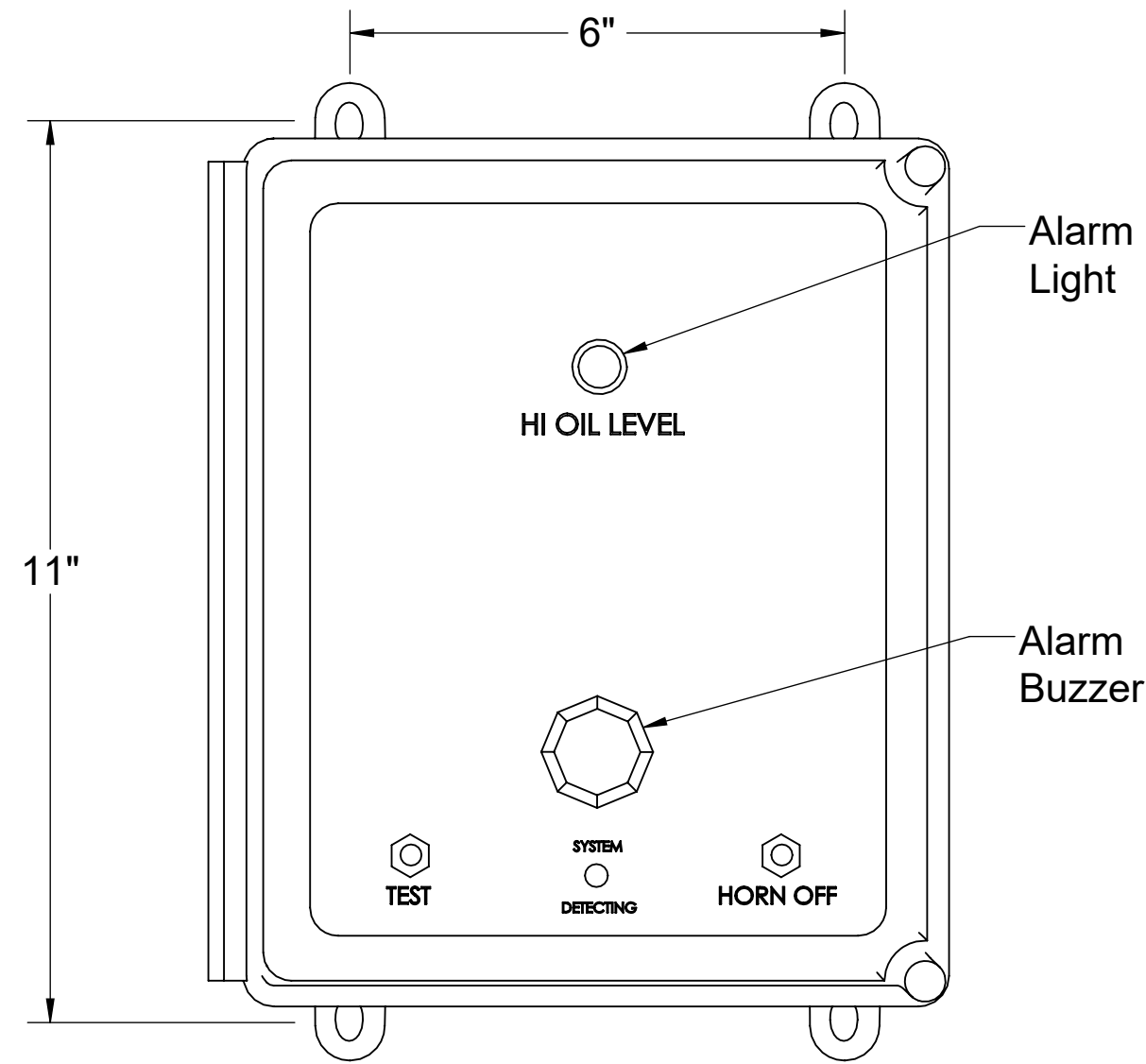


PROPRIETARY AND CONFIDENTIAL

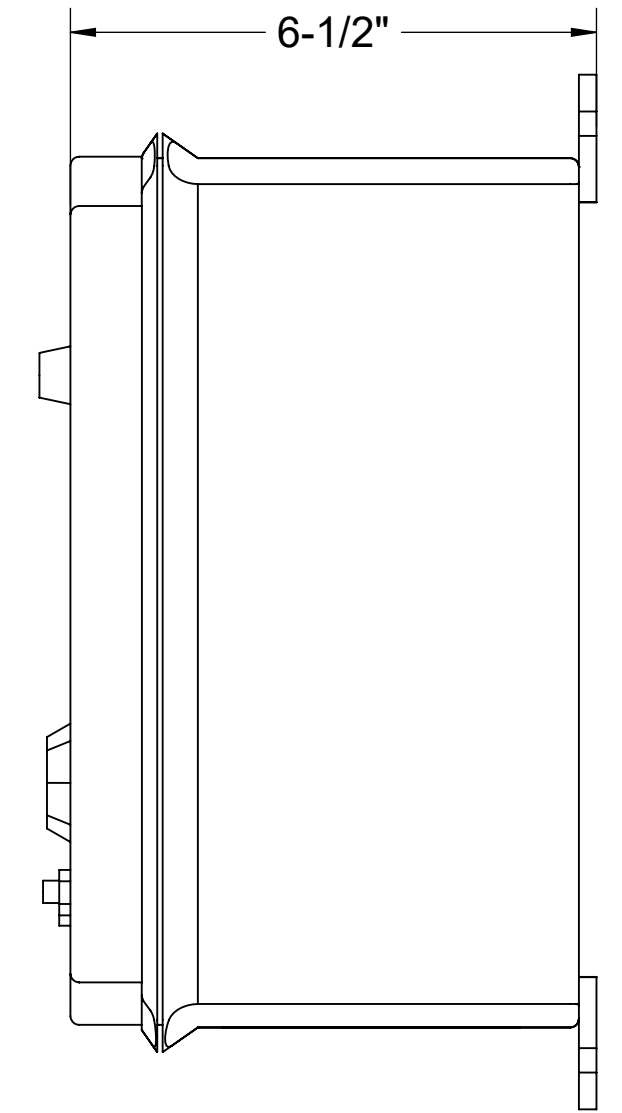
THE INFORMATION CONTAINED IN THIS DRAWING IS THE SOLE PROPERTY OF STRIEM, LLC. ANY REPRODUCTION IN PART OR AS A WHOLE WITHOUT THE WRITTEN PERMISSION OF STRIEM, LLC. IS PROHIBITED.

**SPECIFICATIONS**

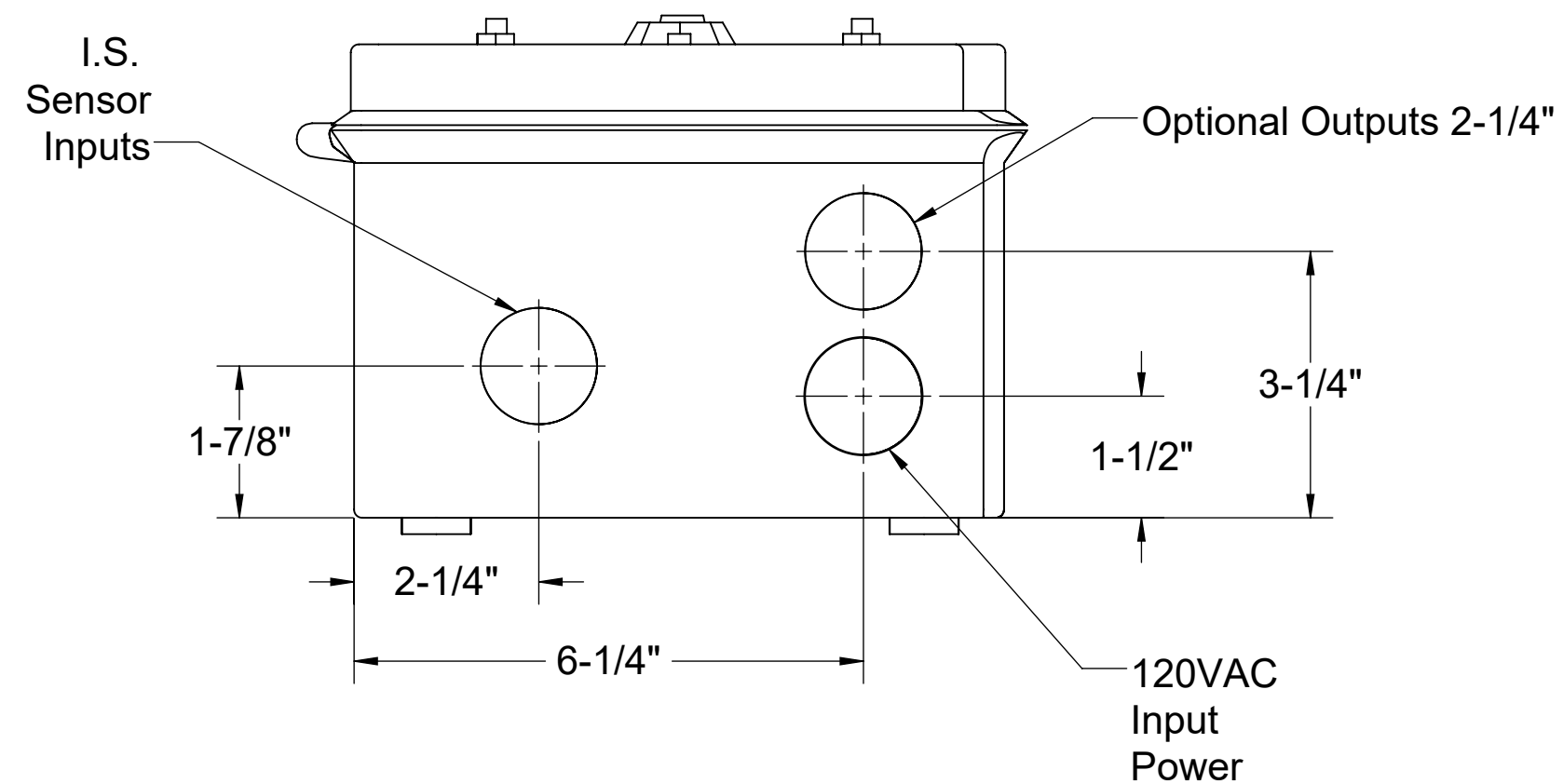
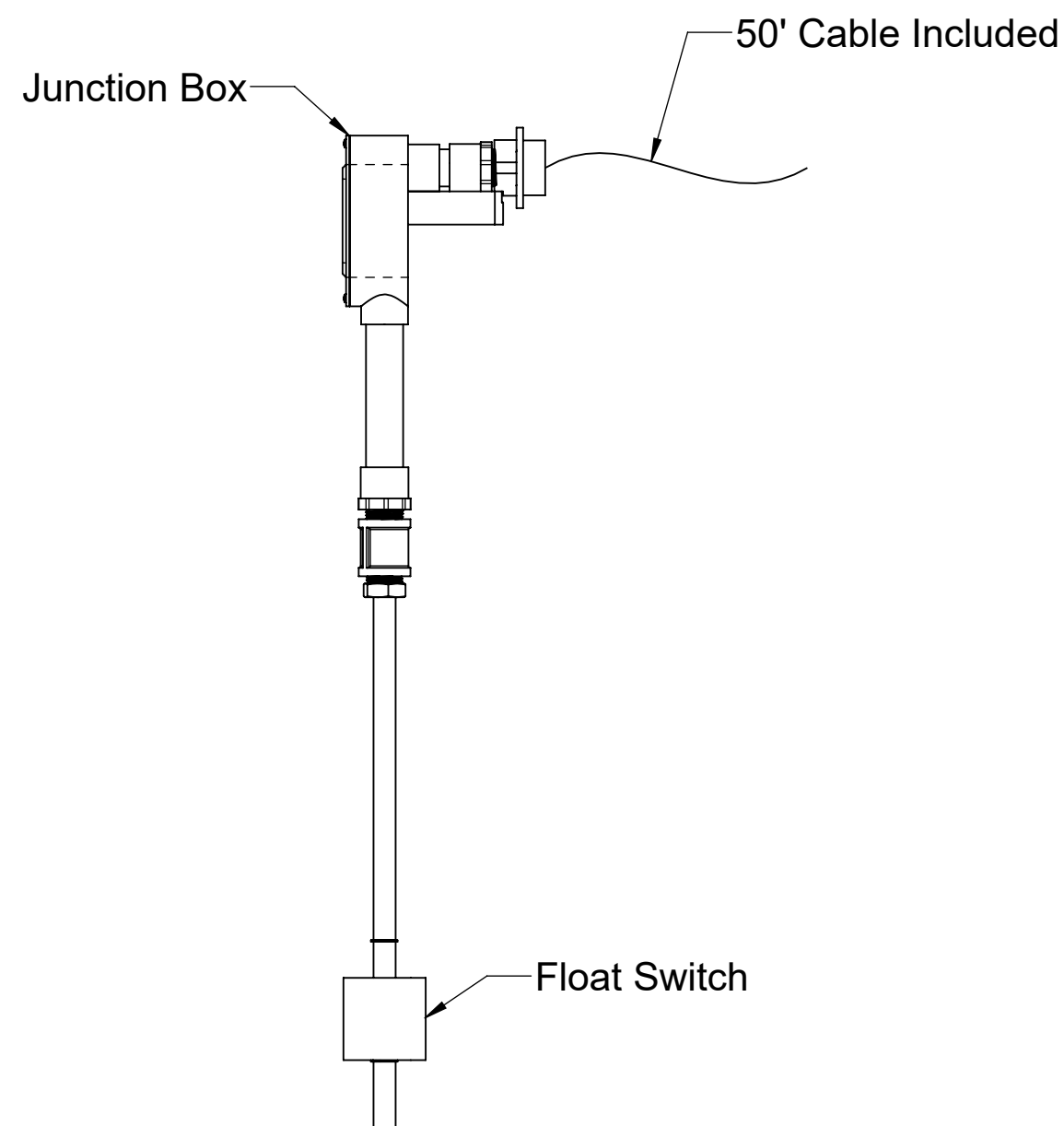
1. UL Listed
2. Provides warning of high oil level conditions with interface float.
3. Single phase, 120 volt, 60 hertz power required.
4. NEMA 4X fiberglass, corrosion resistant, weatherproof enclosure suitable for outdoor use and damp environments.
5. Audible Alarm Buzzer, 95dB pulsing horn with no timeout.
6. High Oil Light, indicates oil has accumulated below the oil interface float or the tank liquid level is below the High Oil Interface Float.
7. Power On light inside enclosure. Visible from the outside.
8. Horn off button that silences the audible alarm when pressed.
9. Test button that when pressed will test the system electronics.
10. Locking clasp on door.
11. Alarm bell stays on until reset. Light stays on until reset, even if level goes down.
12. Unit comes supplied with extra dry contact for connection to a building alarm system.



**FRONT VIEW**



**LEFT VIEW**



**BOTTOM VIEW**

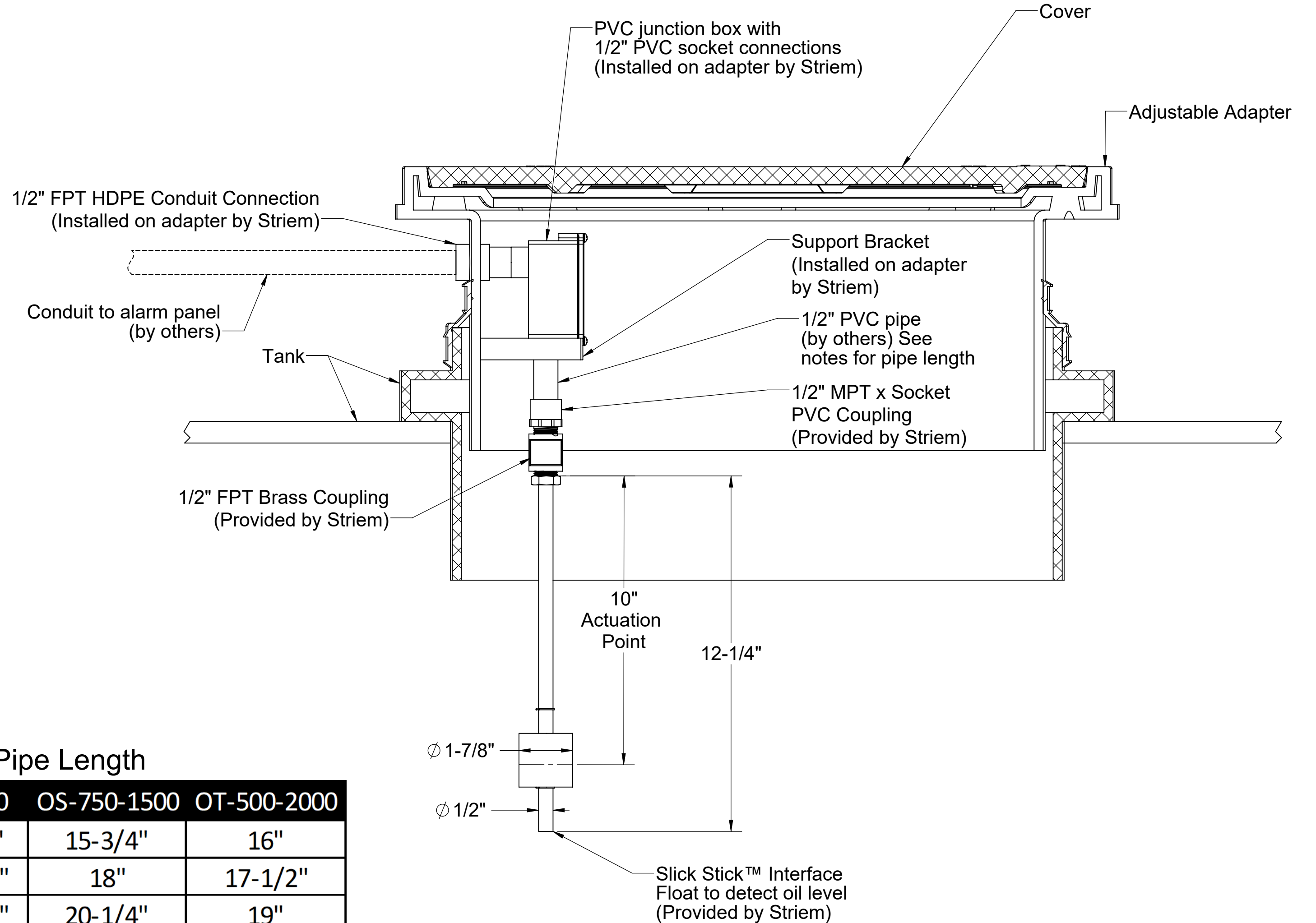
<b>MODEL NUMBER:</b> 8056-001-01		<b>SPECIFICATION SHEET</b>	
<b>DESCRIPTION:</b> SLICK STICK™ OIL LEVEL MONITORING SYSTEM FOR OS, OT, AND FLI SERIES			
<b>DWG BY:</b> MJ		<b>DATE:</b> 01/14/2022	
<b>REV:</b> 03		<b>ECO:</b>	
		<p><b>Striem</b> 3100 Brinkerhoff Kansas City, KS 66115 Tel: 913-222-1500 orders@striemco.com www.striemco.com</p> <p>Made in the U.S.A</p>	

PROPRIETARY AND CONFIDENTIAL

THE INFORMATION CONTAINED IN THIS DRAWING IS THE SOLE PROPERTY OF STRIEM, LLC. ANY REPRODUCTION IN PART OR AS A WHOLE WITHOUT THE WRITTEN PERMISSION OF STRIEM, LLC. IS PROHIBITED.

**Installation Guidelines:**

1. The Slick Stick™ interface float and alarm panel will ship separately from the tank.
2. Install the 1/2" FPT brass coupling to the end of the Slick Stick™ interface float. Thread the 1/2" MPT x socket PVC fitting into the 1/2" FPT brass coupling.
3. If the tank is to be installed above grade, or without any adjustment to the adapter, install a length of 1/2" sch. 40 PVC pipe between the bottom of the junction box and the top of the 1/2" MPT x socket PVC fitting. Choose the length from Table 1 that corresponds with the unit, and oil capacity to be monitored.
4. If the tank is buried, and the adapter will be adjusted upward and/or risers will be used, add the total upward extension dimension to the length determined from Table 1 to determine total length of 1/2" PVC pipe length. For example, assume an OS-75 is being installed below grade and requires 26" of riser extension. Assume you want the control panel to alarm when the oil capacity reaches 70% of the total oil capacity. The length of the 1/2" PVC pipe extension should be 26" (riser depth) + 10" (from Table 1) = 36".
5. Run interface float wiring through 1/2" PVC pipe and into the bottom of the junction box inside the adapter. Connect wiring to alarm panel (see wire diagram).
6. Once power is applied, the alarm will sound. Fill the tank to the active water line to silence the alarm.



**Table 1: 1/2" PVC Pipe Length**

Oil Capacity	OS-50	OS-75	OS-100	OS-750-1500	OT-500-2000
50%	1-1/2"	6-5/8"	9-5/8"	15-3/4"	16"
60%	2-3/8"	8-1/4"	11-1/2"	18"	17-1/2"
70%	3-3/8"	10"	13-1/4"	20-1/4"	19"
80%	4-3/8"	12"	15"	22-1/2"	20-1/2"
90%	5-1/2"	13-7/8"	18-3/4"	24-1/2"	22"

**DESCRIPTION:**

**SLICK STICK™  
INTERFACE FLOAT  
INSTALLATION GUIDELINES**

**Striem**  
3100 Brinkerhoff  
Kansas City, KS 66115  
Tel: 913-222-1500  
orders@striemco.com  
www.striemco.com



**Made in the U.S.A**

**DWG BY: MJ | DATE: 01/14/2022 | REV: 04 | ECO:**

PROPRIETARY AND CONFIDENTIAL  
THE INFORMATION CONTAINED IN THIS DRAWING IS THE SOLE PROPERTY OF STRIEM, LLC.  
ANY REPRODUCTION IN PART OR AS A WHOLE WITHOUT THE WRITTEN PERMISSION OF STRIEM, LLC. IS PROHIBITED.