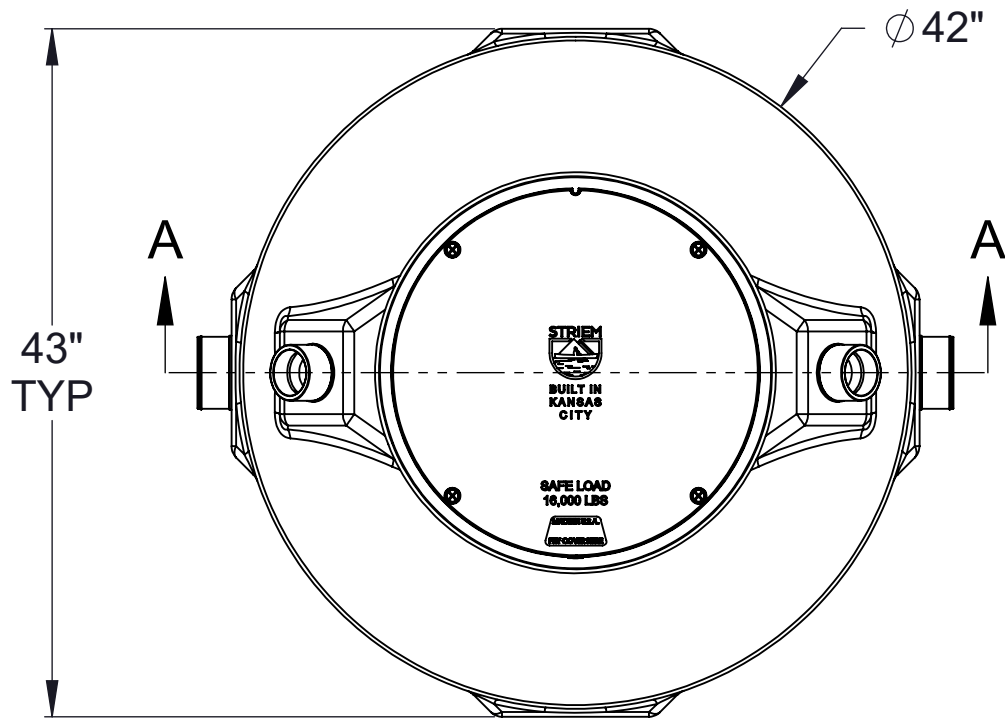
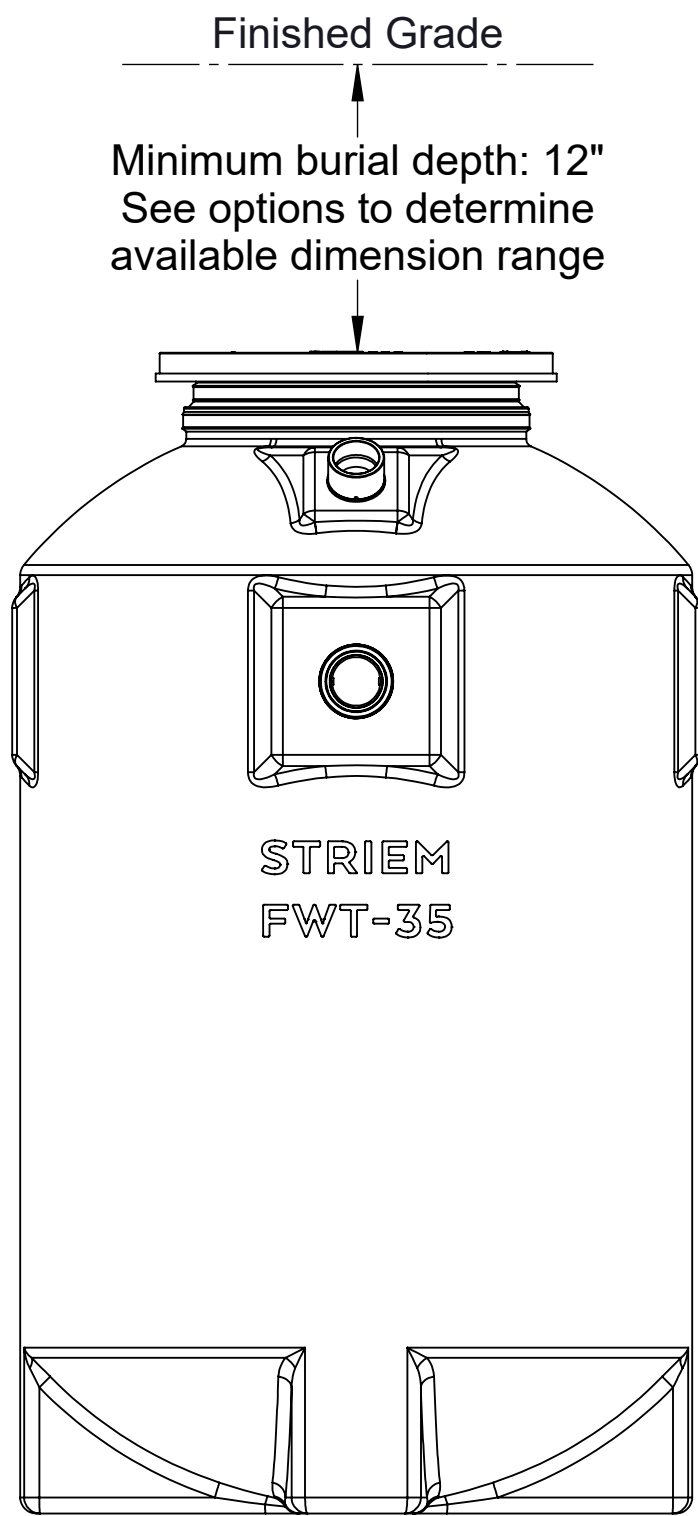


SPECIFICATIONS

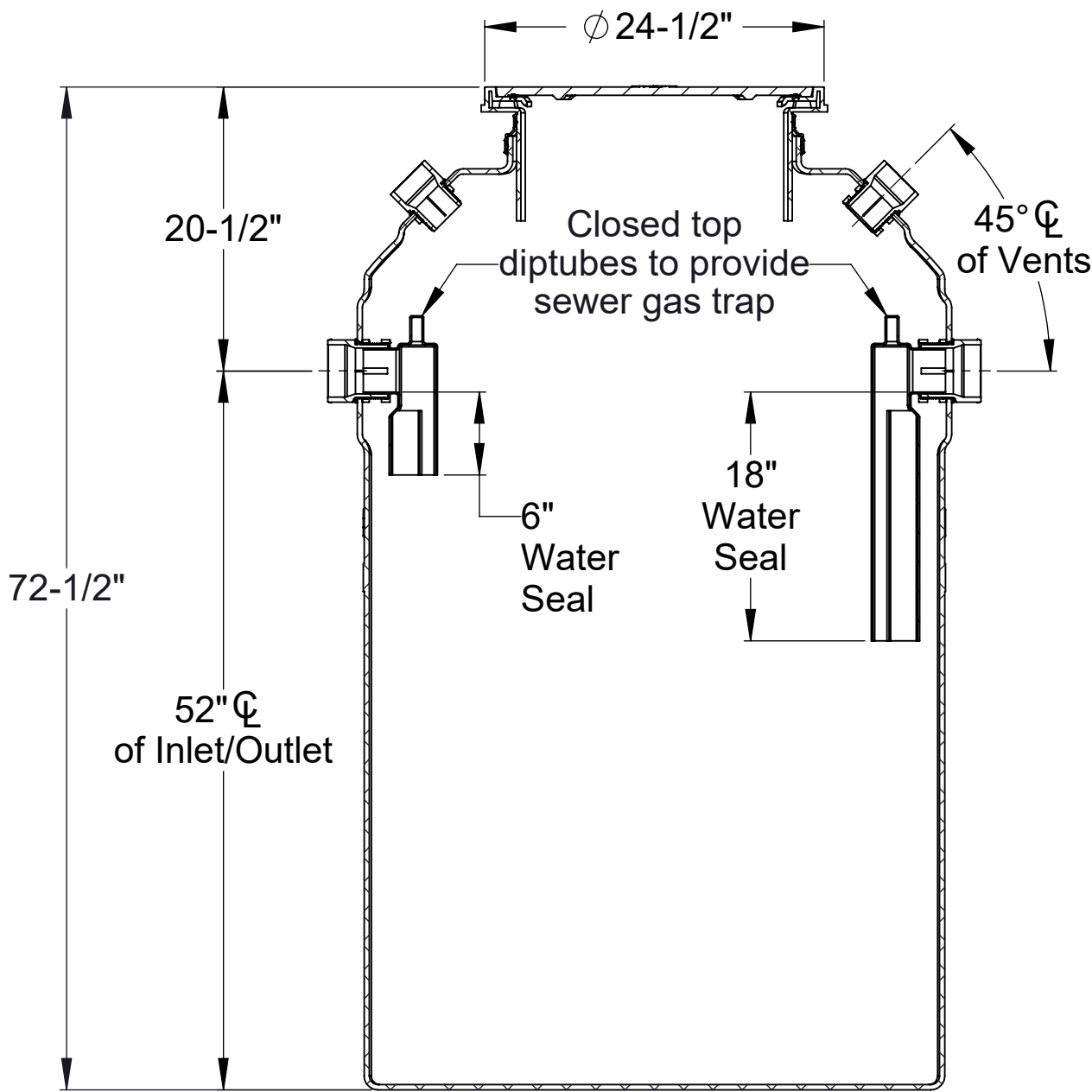
- 1. 4" Plain End inlet/outlet, 3" Plain End vents, C24-H cover standard.
- 2. Liquid capacity: 262 Gallons (35 cu. ft.).
- 3. Solids capacity: 163 Gallons (26.2 cu. ft.).
- 4. Flammable waste capacity: 89 Gallons (14.2 cu. ft.).
- 5. Unit weight w/ standard cover: 175 lbs.; w/ cast iron cover: 235 lbs.
- 6. Maximum operating temperature 140°F continuous.
- 7. Minimum burial depth: 12".

ENGINEER SPECIFICATION GUIDE


Striem flammable waste trap model FWT-35 shall be lifetime guaranteed and made in the USA. FWT-35 shall be constructed of polyethylene. FWT-35 shall be manufactured for above- or below-grade installation. Field-adjustable riser system is available as an option to bring manhole cover to grade. FWT-35 liquid holding capacity shall be 262 gallons and flammable waste capacity shall be 89 gallons. Solids capacity shall be 163 gallons. Cover shall provide water/gas-tight seal and have a maximum 16,000 lbs. load capacity.



TOP VIEW



SECTION A-A



PROPRIETARY AND CONFIDENTIAL
THE INFORMATION CONTAINED IN THIS DRAWING IS THE SOLE PROPERTY OF STRIEM, LLC.
ANY REPRODUCTION IN PART OR AS A WHOLE WITHOUT THE WRITTEN PERMISSION OF STRIEM, LLC. IS PROHIBITED.

OPTIONS

Connection Options

Inlet / Outlet	Size
<input type="checkbox"/> Plain End	<input type="checkbox"/> 4"
<input type="checkbox"/> Male Thread	<input type="checkbox"/> 6"

Riser Options

Minimum Burial Depth: 12"

- ☐ Up to 24": SR24
- ☐ Up to 39": LR24
- ☐ Up to 43": SR24 (2)
- ☐ Up to 58": SR24 + LR24
- ☐ Up to 72": LR24 (2)
- ☐ Up to 90": SR24 + LR24 (2)

- OR -

- ☐ CPRK: 12" - 90" (See specification for more detail.)

Additional Options

- ☐ C24-HP: H20 Rated Pickable Cast Iron Cover
- ☐ HDK-10: High Water Table Hold Down Kit
- ☐ SS: Slick Stick™ Oil Level Monitoring System*

*Monitoring package will raise cover by 3"

SPECIFICATION SHEET

MODEL NUMBER: FWT-35

DESCRIPTION:

35 CUBIC FEET POLYETHYLENE
FLAMMABLE WASTE TRAP,
UNRATED

Striem
Kansas City, KS
Tel: 913-222-1500
orders@striemco.com
www.striemco.com

Made in the U.S.A



DWG BY: ENG DATE: 4/19/2023 REV: 0