

SPECIFICATIONS

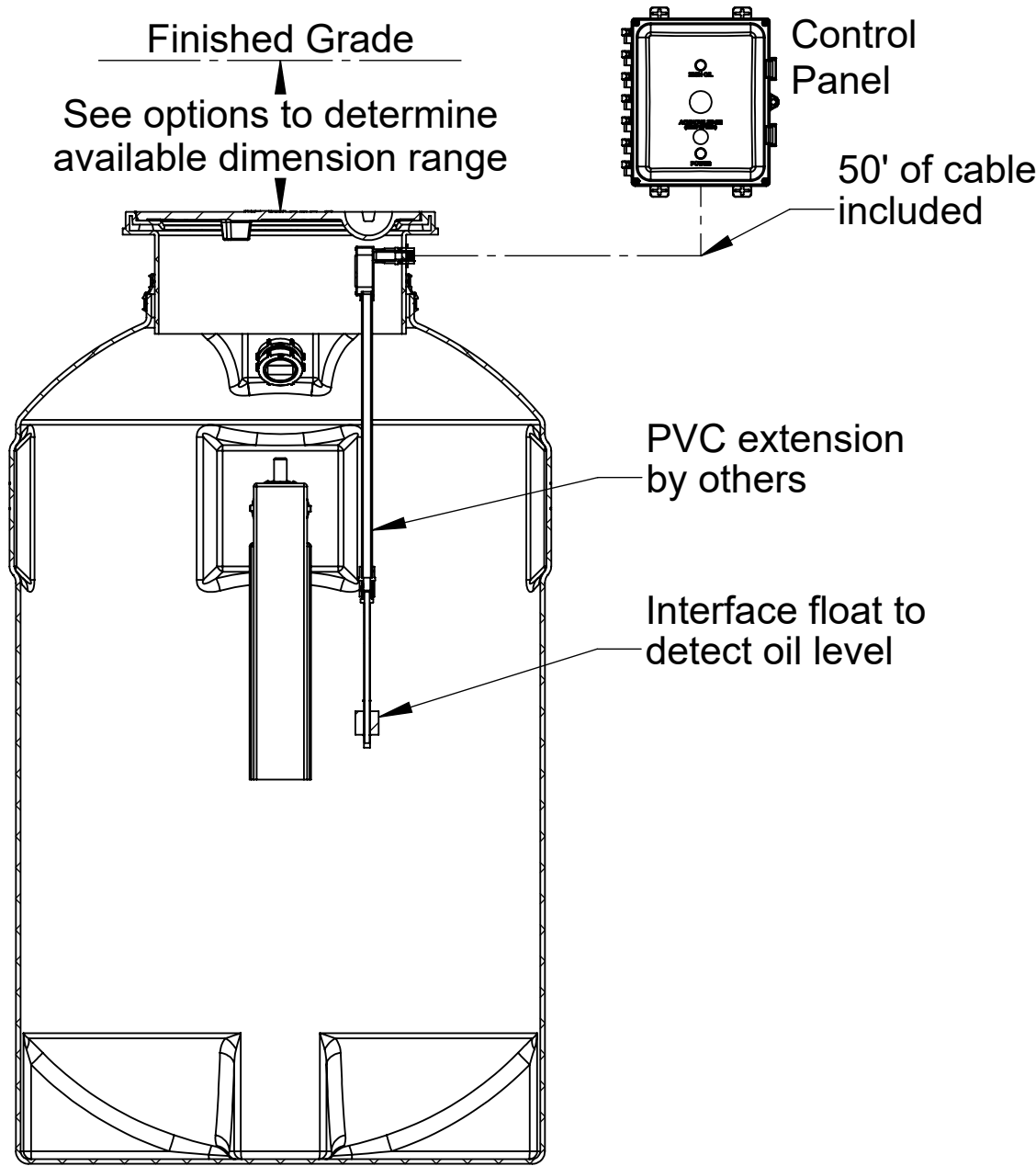
- 1. 4" Plain End inlet/outlet, 3" Plain End vents, C24-HP cover standard.
- 2. Liquid capacity: 262 Gallons (35 cu. ft.).
- 3. Solids capacity: 145 Gallons (19.4 cu. ft.).
- 4. Flammable waste capacity: 105 Gallons (14 cu. ft.).
- 5. Unit weight w/ standard cover: 235 lbs.
- 6. Maximum operating temperature 140°F continuous.
- 7. Slick Stick Oil Level Monitoring System (see page 2).

Notes

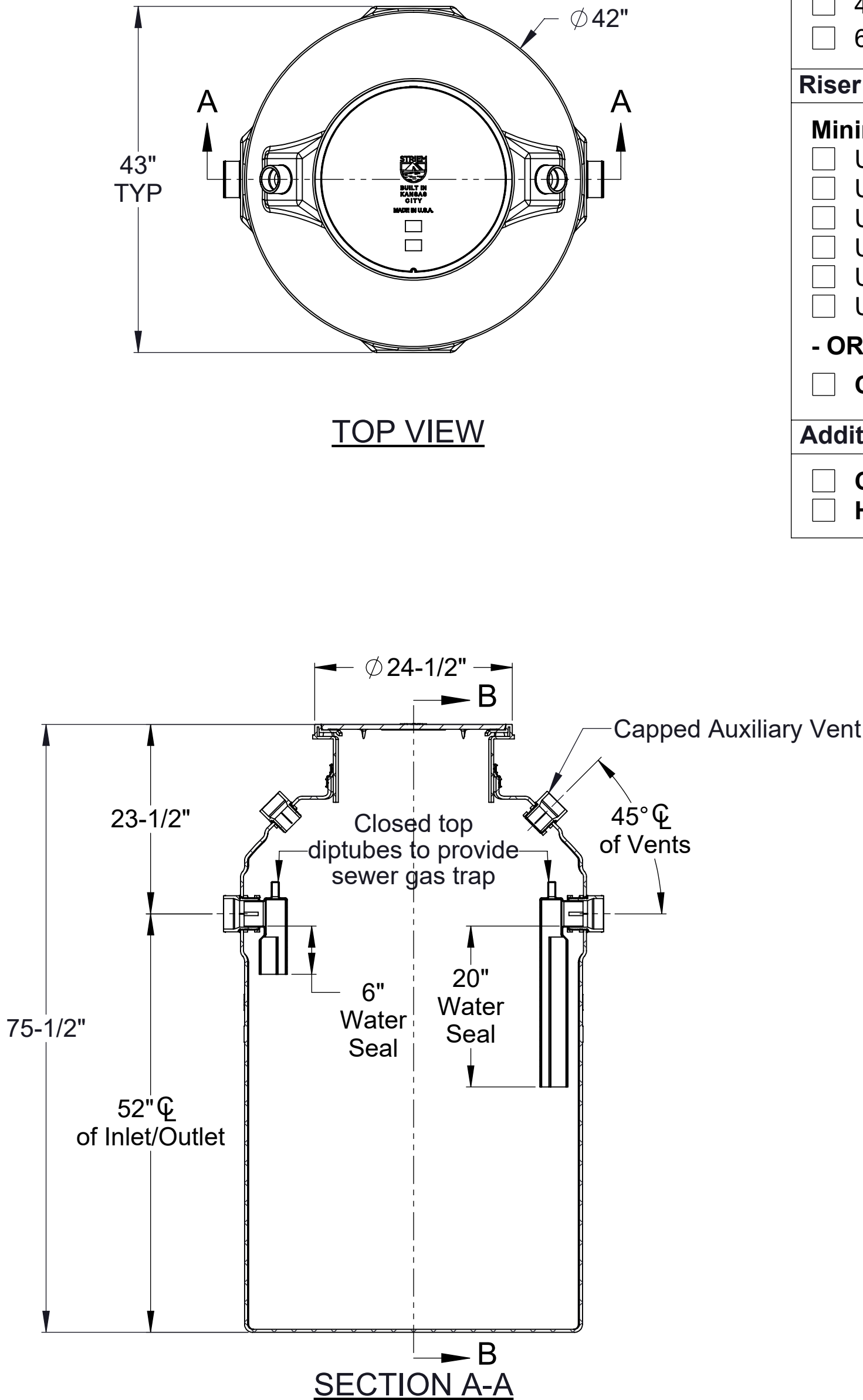
- 1. For gravity drainage applications only.
- 2. Do not use for pressure applications.
- 3. Capped auxiliary vent provided to allow flexibility with vent piping and design. Provided cap can be moved to unused vent location, or discarded if two chamber vents are required per local code.
- 4. Cover placement allows full access to tank for proper maintenance.
- 5. Diptubes are removable to inspect/clean piping
- 6. Minimum burial depth: 9"
- 7. Maximum burial depth: 90"

ENGINEER SPECIFICATION GUIDE


Striem flammable waste trap model FWT-35-SS shall be lifetime guaranteed and made in the USA. FWT-35-SS shall be constructed of polyethylene. FWT-35-SS shall be manufactured for above- or below-grade installation. Field-adjustable riser system is available as an option to bring manhole cover to grade. FWT-35-SS liquid holding capacity shall be 262 gallons and flammable waste capacity shall be 105 gallons. Solids capacity shall be 145 gallons. Cover shall be H20 rated pickable cast iron.



SECTION B-B



SECTION A-A



PROPRIETARY AND CONFIDENTIAL
THE INFORMATION CONTAINED IN THIS DRAWING IS THE SOLE PROPERTY OF STRIEM, LLC.
ANY REPRODUCTION IN PART OR AS A WHOLE WITHOUT THE WRITTEN PERMISSION OF STRIEM, LLC. IS PROHIBITED.

OPTIONS

Connection Options (Plain End Only)

Inlet / Outlet

- ☐ 4"
- ☐ 6"

Riser Options

Minimum Burial Depth: 9"

- ☐ Up to 21": SR24
- ☐ Up to 36": LR24
- ☐ Up to 40": SR24 (2)
- ☐ Up to 55": SR24 + LR24
- ☐ Up to 69": LR24 (2)
- ☐ Up to 87": SR24 + LR24 (2)

- OR -

- ☐ CPRK: 11" - 87" (See specification for more detail.)

Additional Options

- ☐ C24-M: 2,000 lbs. Rated Bolted Composite Cover
- ☐ HDK-10: High Water Table Hold Down Kit

MODEL NUMBER: FWT-35-SS

DESCRIPTION:

35 CUBIC FEET POLYETHYLENE
FLAMMABLE WASTE TRAP WITH
SLICK STICK™ OIL LEVEL MONITORING SYSTEM,
UNRATED

DWG BY: ENG

DATE: 9/17/2025

REV: 2

SPECIFICATION SHEET

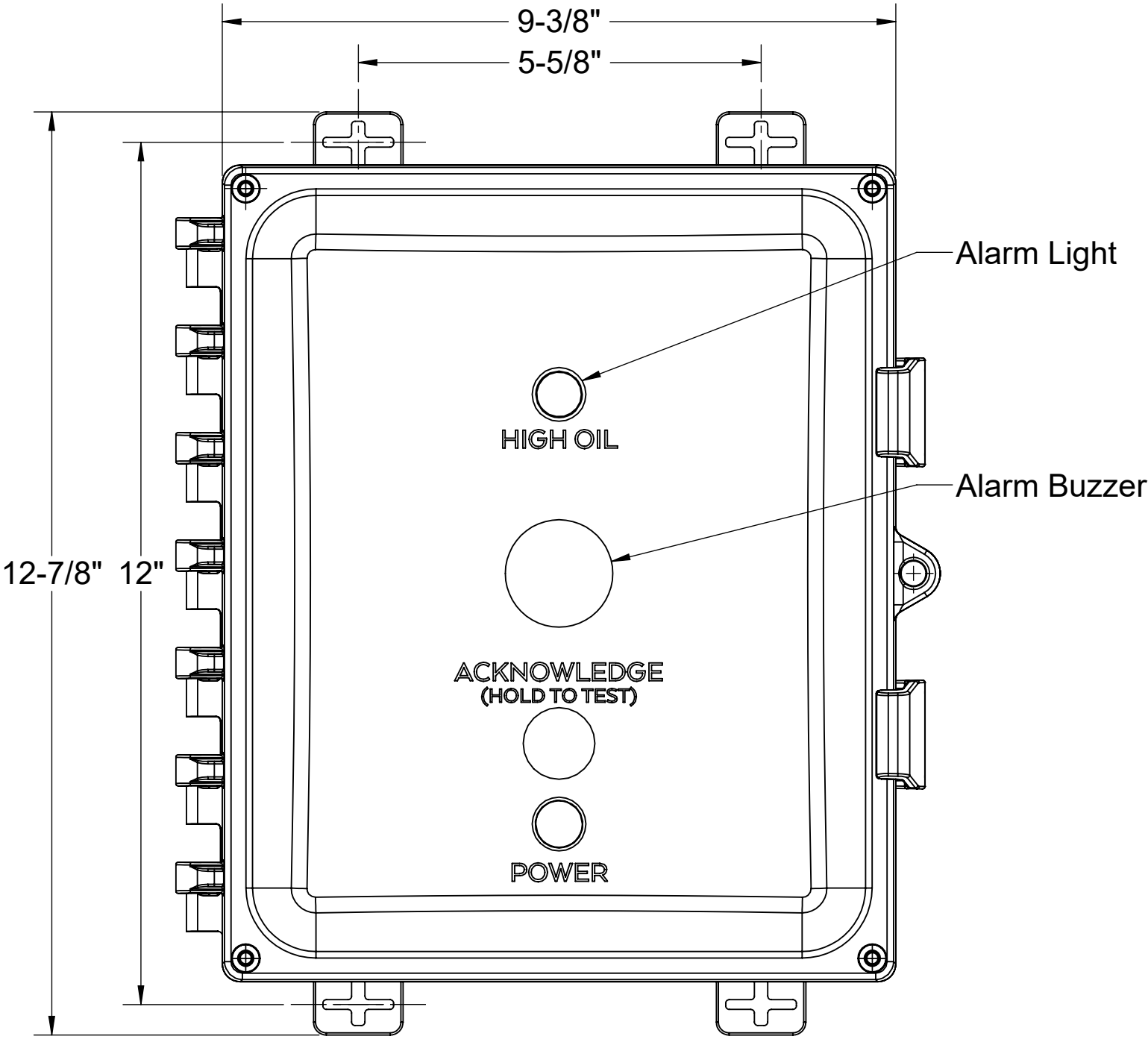
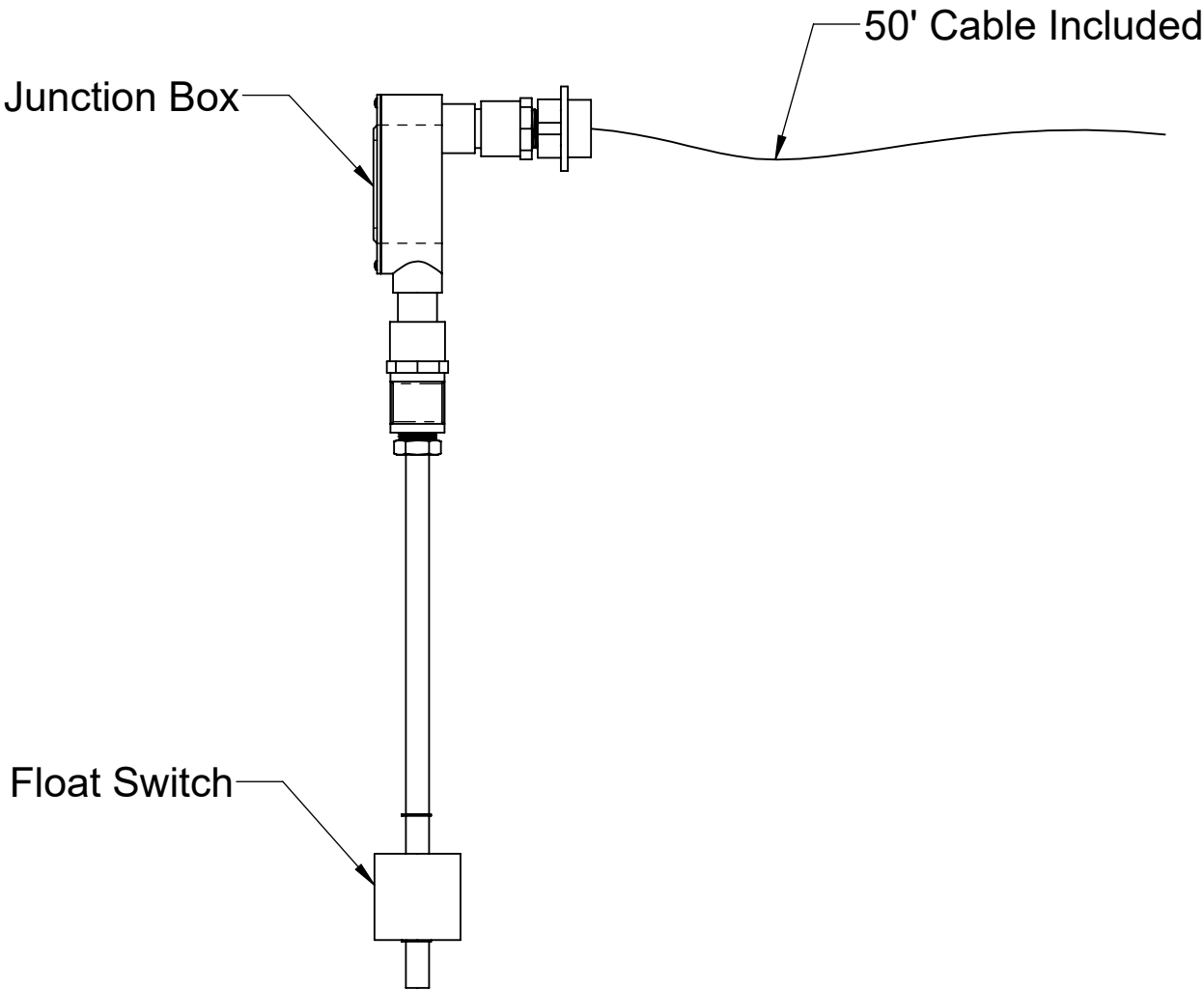
Striem
Kansas City, KS
Tel: 913-222-1500
orders@striemco.com
www.striemco.com

Made in the U.S.A

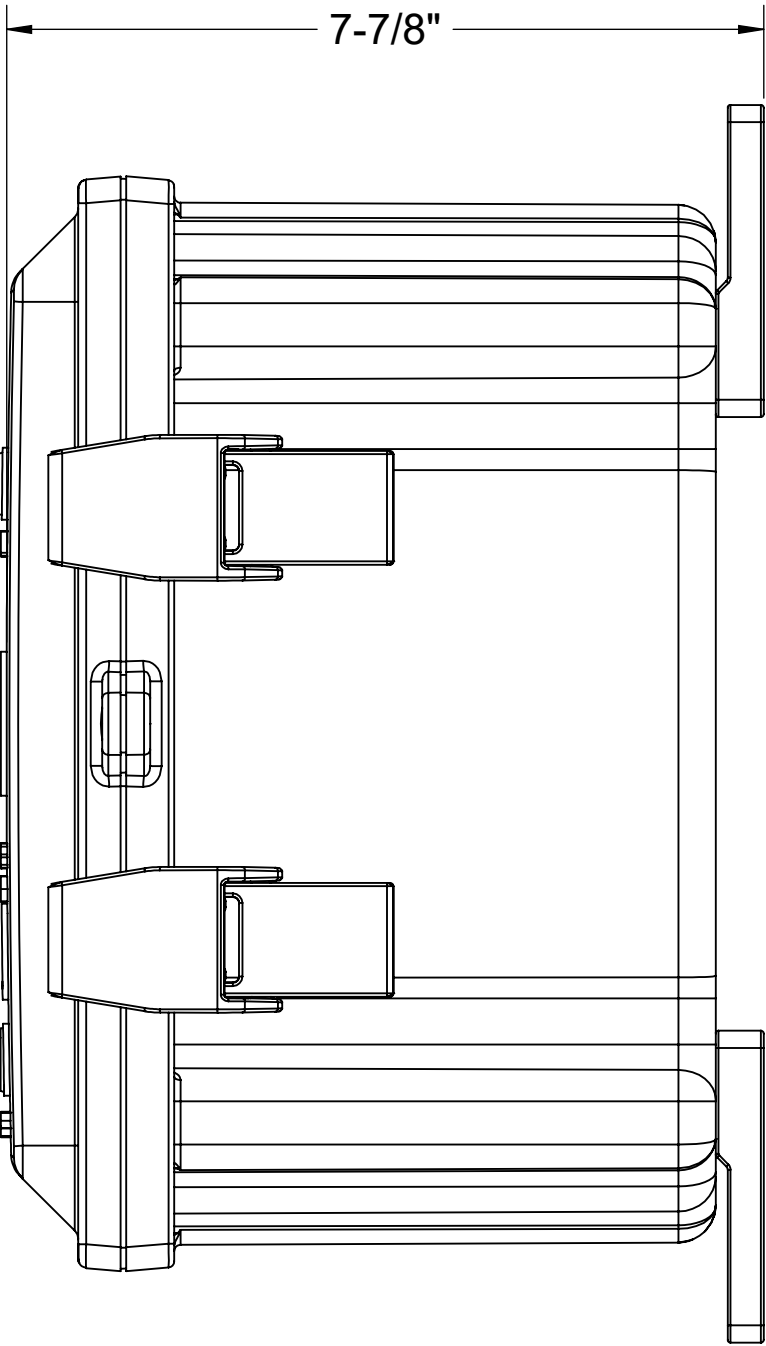


SPECIFICATIONS

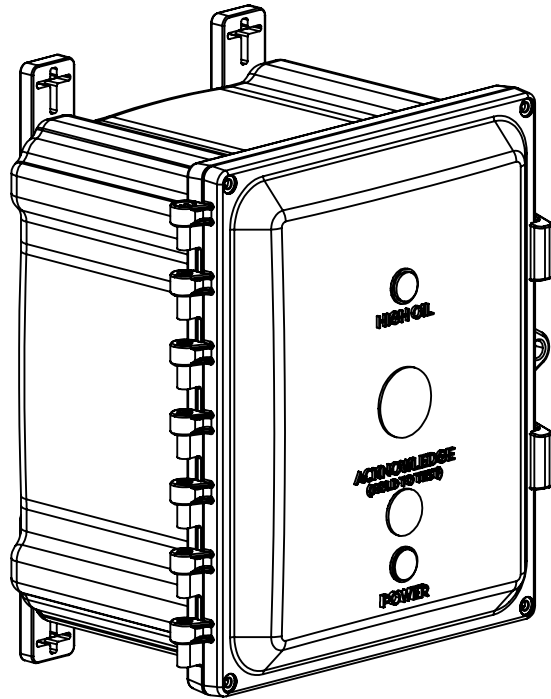
- 1. UL/CUL Listed.
- 2. Provides warning of high oil level conditions with interface float.
- 3. Single phase, 120 volt, 60 hertz power required.
- 4. NEMA 4X fiberglass, corrosion resistant, weatherproof enclosure suitable for outdoor use and damp environments.
- 5. Audible Alarm Buzzer, 95dB pulsing horn with no timeout.
- 6. High Oil Light, indicates oil has accumulated below the oil interface float or the tank liquid level is below the High Oil Interface Float.
- 7. Power On light inside enclosure. Visible from the outside. Green light indicates the power is on.
- 8. Acknowledge button that silences the audible alarm when pressed, will test the system electronics when held
- 9. Locking clasp on door.
- 10. Alarm bell stays on until reset. Light stays on until reset, even if level goes down.
- 11. Unit comes supplied with extra dry contact for connection to a building alarm system.




FRONT VIEW



SIDE VIEW



PROPRIETARY AND CONFIDENTIAL
THE INFORMATION CONTAINED IN THIS DRAWING IS THE SOLE PROPERTY OF STRIEM, LLC.
ANY REPRODUCTION IN PART OR AS A WHOLE WITHOUT THE WRITTEN PERMISSION OF STRIEM, LLC. IS PROHIBITED.

MODEL NUMBER:		SS	SPECIFICATION SHEET		
DESCRIPTION:			<div>Striem Kansas City, KS Tel: 913-222-1500 orders@striemco.com www.striemco.com</div> <div>Made in the U.S.A</div>		
SLICK STICK™ OIL LEVEL MONITORING SYSTEM					
DWG BY:	ENG	DATE:	9/22/2025	REV:	1